

ENR THE TOP 500

Overview p. 42 // Profitability p. 42 // Top 500 Volume p. 42 // Backlog p. 42 // Markets' Share of Total Revenue p. 43
Revenue by Owner Type p. 43 // Domestic and International Staff Hiring p. 43 // International Market Analysis p. 44
Past Decade's Design Revenue p. 44 // HKS Designs CMNTY Culture Campus p. 45 // Top 500 Dialogue pp. 46, 50
Top 20 Design Firms by Sector pp. 47-49 // Top 50 Designers in International Markets p. 52 // Top 100 Pure Designers p. 54
Gensler Designs JFK Airport's New Terminal One p. 56 // Arup Assists Groundbreaking Science p. 57
How To Read the Tables p. 57 // Top 500 Design Firms List pp. 58-67 // Where To Find the Top 500 pp. 69-70

NUMBER 115

ELECTRIC FUTURE SSOE is designer on the Tennessee Electric Vehicle Center in Stanton, Tenn., part of Ford's \$5.6-billion Blue Oval City campus.



CONCEPTUAL DESIGN RENDERING COURTESY OF SSOE

Firms Power Through Inflation

As the Fed aims to cool the economy, Top 500 firms build inroads to stay profitable amid inflated project costs. by Emell Adolphus and Jonathan Keller



With a hawkish Federal Reserve pushing higher interest rates to fight inflation, the design market could be a canary in a coal mine for what some economists say will be a “mild” recession later this year. After a banner 2022, some top 500 design firms report owners are now delaying and downsizing projects to avoid inflated costs. Will federal spending be enough to keep the market in gear?

The AEC industry’s crisis of limited labor resources has not changed for the majority of Top 500 listed firms. There are too many projects and too few hands to get them completed, many Top 500 firms say. But how those firms innovate to work with owners through tighter profit margins, project schedules and inflated project costs is becoming an increasingly complicated tale.

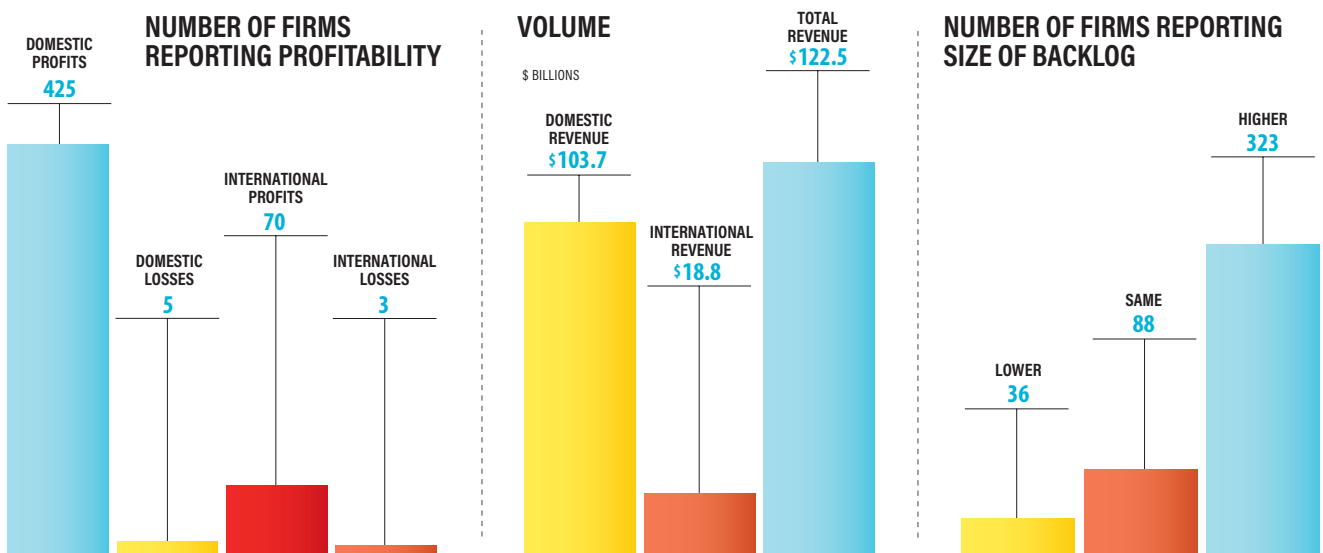
For the seventh consecutive year, total revenue for Top 500 listed firms increased—up by 14.4% to \$122.53 billion. The increase is the largest revenue jump recorded since a 15.8% increase between 2006 and 2007,

just before the start of the Great Recession years. From 2007 to 2008, total revenue for listed firms increased from 12.4%, then dropped 11.7% from 2008 to 2009 during the recession.

As economic uncertainty builds, and the Federal Reserve weighs pushing loan interest rates to 5%, private owners are more cautious and apt to pressure design firms to value engineer projects, says DCCM chairman and CEO James F. Thompson. “This has resulted in some pressures on pricing, which will ultimately affect project profitability,” he says.

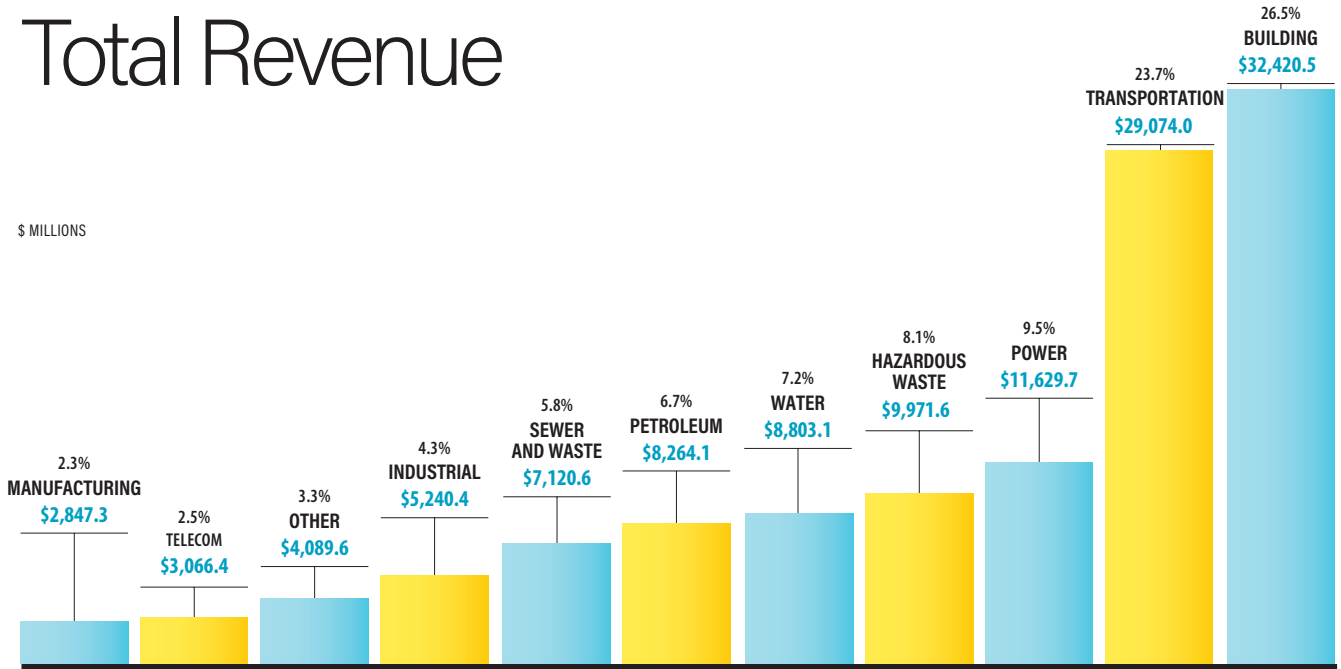
Above profitability, Thompson says the firm’s pub-

2022-23 at a Glance



TETRA TECH was awarded a \$105-million blanket purchase agreement by the EPA to restore and protect water bodies around the U.S.

Markets' Share of Total Revenue



lic projects are experiencing pressure from resource demands. But recent acquisitions have allowed the firm greater flexibility to control project costs and meet those demands. Ranked No. 129, up from No. 174 last year, the Texas-based design consultant has boosted its revenue to \$179 million.

“Publicly financed projects, as opposed to private projects, have always lagged the market surges in demand as far as our pricing goes,” says Thompson. “We don’t expect to see the same pressures in our public sector projects’ profitability.”

Weston & Sampson CEO Frank Ricciardi says the ranked No. 142 firm expects a “buffering effect” when it comes to impact from a slowing economy.

“Typically, we have seen a year to two delay in recessionary impacts to our business,” says Ricciardi. Design firms with diversified services and clients are more aptly equipped to weather economic storms, he adds.

Ranked No. 58, VHB counts itself among those firms with diversified business streams and reports slowing real estate business but bustling infrastructure work. “As we look ahead four to six months, the trans-

463

Top 500 firms sent in surveys last year.

90.2%

of firms report revenue rose between 2021 and 2022.

\$51.14

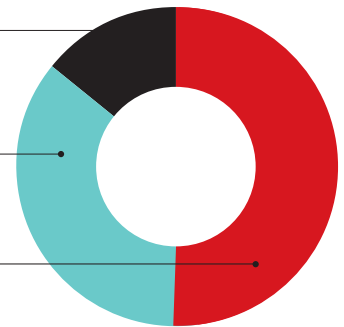
million: median revenue among architecture firms.

PERCENT SHARE OF TOTAL REVENUE BY OWNER TYPE

FEDERAL
12.8%

STATE/LOCAL
36.6%

PRIVATE
50.7%



portation market will stay strong due to IIJA funding,” says chief development officer Mike McArdle. “After pausing projects during the pandemic, our public clients have a backlog of work coming back on line.”

At the Construction Users Roundtable (CURT) Conference in February, Associated Builders and Contractors chief economist Anirban Basu warned of a

PROFESSIONAL DOMESTIC STAFF HIRING

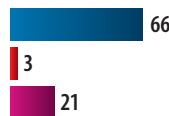


INCREASE

DECREASE

STAYED THE SAME

PROFESSIONAL INTERNATIONAL STAFF HIRING

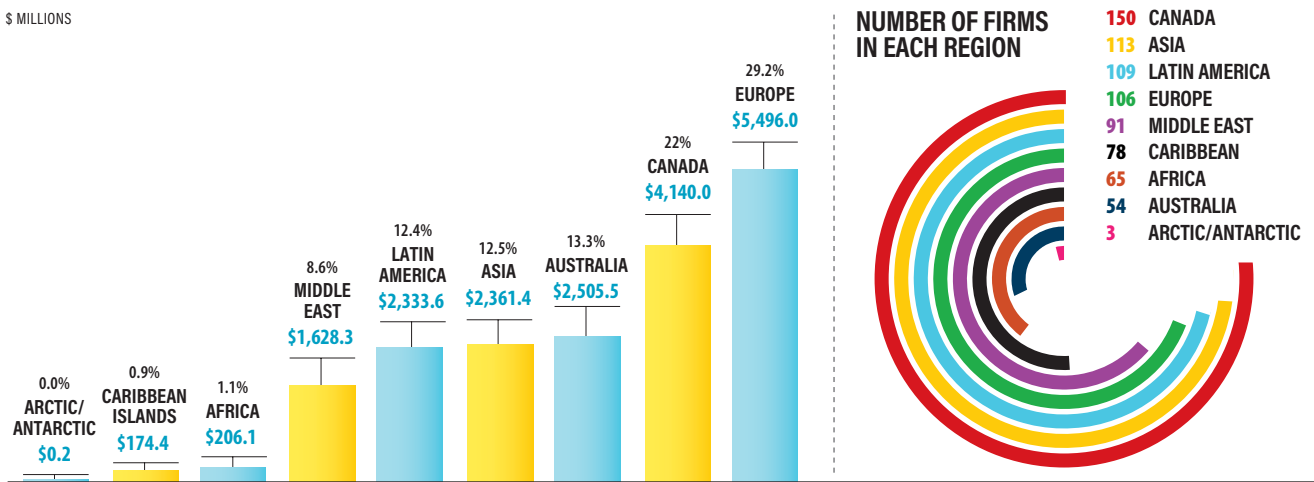


(MEASURED IN FIRMS REPORTING)

SOURCE: ENR

International Market Analysis

\$ MILLIONS



“mild” recession expected to hit the U.S. at a more than 60% probability, reflecting forecasting published in the Wall Street Journal’s Economic Forecasting Survey.

Basu named “multifamily and public construction” as the segments that would fair better than others. And though Basu does not predict a recession as bad as 2008, he anticipates a weakening global and national

count for those impacts,” says Patrick Sheehan, president and CEO at GZA, which specializes in geotechnical, environmental, ecological, water and construction management services. He adds, “Given the robust market for the services our industry provides, those pricing adjustments have not had an impact on our work volume.”

Although Sheehan says the firm has seen rising borrowing rates result in a slight slowdown in the real estate development market, “they have really been limited,” he says.

With federal policies aiming to help the economy recover from COVID-19 while ushering in an energy transition, ISG president David Doxtad explains that design firms can help owners prioritize goals and capitalize on new opportunities.

“Our industry is in a state of transition: of talent, capacity and available work. The current economy affects industries at varying times, which is why we must dedicate the right focus and resources to the right need at the time,” he says. “Firms must remain predictive—diligent in identifying the trends or needs to put their business in the best position for success. This means understanding where the economy is currently impacting different sectors and focusing on those with the most opportunity.”



“Our industry is in a state of transition: of talent, capacity and available work. The current economy affects industries at varying times.”

David Doxtad, President, ISG

economy with higher borrowing costs that will “get worse before it gets better” due in large part to the country’s labor challenges.

“Inflation continues to impact the labor market in a way we have not experienced in more than 30 years, so we have had to adjust our project pricing to ac-

COMPARING THE PAST DECADE’S DESIGN REVENUE

\$ BILLIONS

SOURCE: ENR



As Top 500 firms compete for resources and opportunities, reported revenue from last year reflects a still-growing market. Revenue is up for nearly all Top 500 firms. Of the firms who filed last year, 90.2% of firms saw an increase in revenue between 2021 and 2022. That number was 70.1% last year. Domestic design revenue is up 16.3%, to \$103.7 billion, and international design revenue is up 5% to \$18.8 billion. Median firm revenue is \$79.66 million, up 18.1% from \$67.45 million a year ago.

Twelve design firms are newly back on the Top 500 list, including JEO Inc., TTL Inc., Audubon, Hanbury Evans Wright Vlattas + Co., Rinker Design Associates P.C., Hoefler Welker, Toole Design, TNP Inc., Stratus Team LLC, the HFW Cos., MOREgroup and Introba

Inc. The last two firms formed after mergers between Huckabee and E4H (among other firms) and Integral Group and Ross Baruzzini, respectively.

For many firms, absorbing labor and materials inflation costs does not always enable them to charge higher fees for design services, says Hoefler Welker vice president Erik Higgins.

“In some cases, clients have frozen these fees or even asked for a reduction when the scope remains unchanged,” he explains. “Design teams are often left with the task of value engineering existing projects to bring costs down while still meeting client expectations.”

He adds: “Due to the longer project times caused by economic conditions, design teams can find them-

Mixed-Use | By Jonathan Keller



HKS (**No. 43**) is designing the 500,000-sq-ft CMNTY Culture Campus in Los Angeles. Set to be built at the corner of Highland Avenue and Sunset Boulevard, the mixed-use facility is designed to feature a 500-seat outdoor performance venue as well as allocations for retail, hospitality, education and recording facilities. Designed to be a hub for creatives, 430,000 sq ft has been set aside for office space. The project is designed to meet the standard of a LEED Gold certification.

The Top 500 Dialogue

Where is your firm currently experiencing the greatest demand for design services?

#169
on the
Top 500 List



CHRIS PROVOST, EXECUTIVE V.P.
BARGE
Nashville, Tenn.

Traditional public infrastructure markets in the water and transportation sector are hot. In the private sector, industrial manufacturing infrastructure demand is up, driven in part by the move to develop and deploy an extensive fleet of electric powered vehicles.

#11
on the
Top 500 List



ANDY COHEN, CO-CEO
GENSLER
Los Angeles

We are seeing enormous activity in the lifestyle sector, revealing how people are clamoring for real, visceral experiences after several years of pandemic-induced isolation. People want to be back together, in person, face-to-face.

What approaches have you taken to advance diversity, equity and inclusion at your firm?

#220
on the
Top 500 List



SHERI BLATTEL, DEI PROGRAM DIRECTOR
CUSHING TERRELL
Billings, Mont.

Our talent pipeline is the greatest opportunity to increase diverse representation across our team. Our teams are actively engaged with institutions and universities across the country to increase our opportunities for exposure to talent.

#86
on the
Top 500 List



RAJ ARORA, CEO
JENSEN HUGHES
Baltimore

DEI is the most important element in our firm's cultural transformation. We organize events, encourage participation in employee resource groups and partner with small and diverse vendors, suppliers and sub-consultants.

The Top 20 Design Firms by Sector

1		TRANSPORTATION	2		GENERAL BUILDING	3		INDUSTRIAL PROCESS/ PETROLEUM
RANK		Top 20 Revenue: \$16.8 Billion Top 20 Market Share: 57.8%	RANK		Top 20 Revenue: \$12.2 Billion Top 20 Market Share: 37.6%	RANK		Top 20 Revenue: \$10.4 Billion Top 20 Market Share: 76.7%
2023	2022		2023	2022		2023	2022	
1	1	AECOM	1	1	AECOM	1	1	FLUOR
2	2	JACOBS SOLUTIONS INC.	2	2	GENSLER	2	4	WORLEY
3	3	HNTB COS.	3	3	JACOBS SOLUTIONS INC.	3	3	JACOBS SOLUTIONS INC.
4	4	WSP USA	4	4	KIMLEY-HORN	4	6	BECHTEL
5	5	HDR	5	5	PERKINS&WILL	5	2	WOOD PLC
6	6	PARSONS CORP.	6	7	STANTEC INC.	6	5	INTERTEK-PSI
7	7	KIMLEY-HORN	7	6	HDR	7	8	BURNS & MCDONNELL
8	9	STANTEC INC.	8	13	TETRA TECH	8	10	HARGROVE ENGINEERS + CONSTRUCTORS
9	8	TYLIN	9	8	HKS	9	12	IPS-INTEGRATED PROJECT SERVICES LLC
10	11	SNC-LAVALIN GROUP	10	11	WSP USA	10	7	KIEWIT CORP.
11	10	STV	11	9	HOK	11	11	CRB
12	12	GANNETT FLEMING	12	10	TERRACON CONSULTANTS INC.	12	9	S&B ENGINEERS AND CONSTRUCTORS LTD.
13	13	MICHAEL BAKER INTERNATIONAL	13	15	UNIVERSAL ENGINEERING SCIENCES	13	**	AUDUBON
14	20	KIEWIT CORP.	14	**	PAGE SOUTHERLAND PAGE INC.	14	14	BARRY-WEHMILLER DESIGN GROUP
15	18	TRANSYSTEMS	15	**	IMEG CORP.	15	**	WSP USA
16	15	JOHNSON MIRMIRAN & THOMPSON INC. (JMT)	16	20	DLR GROUP	16	15	STANTEC INC.
17	16	RS&H INC.	17	14	SMITHGROUP	17	20	THE YATES COS. INC.
18	14	MOTT MACDONALD	18	12	CANNONDESIGN	18	**	TETRA TECH
19	17	EXP	19	19	ARCADIS NORTH AMERICA	19	17	DENNIS GROUP
20	19	MOFFATT & NICHOL	20	17	SKIDMORE OWINGS & MERRILL	20	**	RAMBOLL

selves in the difficult position of having to use additional resources and time on projects without being able to recover the costs." Therefore, Higgins says it is essential that flexibility be baked into project budgets and schedules. "By doing so, design teams can ensure they are not exposed during current economic condi-



"Wage increases, health care escalation ... and materials and labor costs have all have caused projects to be delayed or cancelled."

Bret Weiss, CEO, WSB

tions," he says.

Minnesota-based firm WSB welcomes relief from inflationary costs as president and CEO Bret Weiss says inflation has impacted all of its business inputs and "significantly impacted" its bottom line. The firm is ranked No. 178 this year from No. 164 last year.

"Wage increases, health care escalation and usage and materials and labor costs all have caused projects to be delayed or cancelled, increasing both our costs and those of our clients. It is not possible to capture these costs and so we have had to modify our expenditures and growth," says Weiss. "We are hopeful that 2023 will moderate some of these costs to reduce the overall impact."

Dipping Into Talent Pools

In January, the American Institute of Architects' (AIA) Architecture Billings Index (ABI) reported a decline in architecture firm billings for the fourth consecutive month. On the job front, the index reported that "architecture services employment ended 2022 with 200,600 positions, the highest level it has been at since prior to the Great Recession."

In 2022, the Fed raised its key federal funds rate a whopping seven times, a move it hasn't done since the 1980s. AIA reported that the consumer price index (CPI) rose by 0.5% in January to an annualized pace of 6.4%. Reflecting an improvement in price inflation, last month the CPI marginally increased by 0.1%. Additionally, things improved on the firm billings front, but the growth of new project inquiries slowed and new

The Top 20 Design Firms by Sector

4		HAZARDOUS WASTE
RANK		Top 20 Revenue: \$9.0 Billion
2023	2022	Top 20 Market Share: 90.6%
1	1	JACOBS SOLUTIONS INC.
2	2	AECOM
3	5	TETRA TECH
4	3	FLUOR
5	4	ARCADIS NORTH AMERICA
6	6	LEIDOS
7	7	BECHTEL
8	8	TRC COS. INC.
9	11	GEOSYNTEC CONSULTANTS
10	15	WSP USA
11	10	GHD
12	12	RAMBOLL
13	16	TERRACON CONSULTANTS INC.
14	13	PARSONS CORP.
15	17	BURNS & MCDONNELL
16	14	SNC-LAVALIN GROUP
17	19	LANGAN
18	20	HALEY & ALDRICH INC.
19	**	BROWN AND CALDWELL
20	18	CDM SMITH

5		POWER
RANK		Top 20 Revenue: \$8.6 Billion
2023	2022	Top 20 Market Share: 73.9%
1	1	BURNS & MCDONNELL
2	4	JACOBS SOLUTIONS INC.
3	2	BLACK & VEATCH
4	3	POWER ENGINEERS INC.
5	6	TRC COS. INC.
6	5	SARGENT & LUNDY
7	9	WSP USA
8	7	KIEWIT CORP.
9	13	EN ENGINEERING LLC
10	11	TETRA TECH
11	10	LEIDOS
12	14	HDR
13	12	NV5 GLOBAL INC.
14	8	AECOM
15	16	STANTEC INC.
16	17	ENERCON
17	**	S&B ENGINEERS AND CONSTRUCTORS LTD.
18	19	ULTEIG ENGINEERS INC.
19	**	ELECTRICAL CONSULTANTS INC.
20	**	WILLDAN

6		WATER
RANK		Top 20 Revenue: \$6.6 Billion
2023	2022	Top 20 Market Share: 74.5%
1	1	TETRA TECH
2	2	JACOBS SOLUTIONS INC.
3	3	AECOM
4	6	STANTEC INC.
5	5	HDR
6	4	CDM SMITH
7	7	ARCADIS NORTH AMERICA
8	8	BLACK & VEATCH
9	9	CAROLLO ENGINEERS
10	10	HAZEN AND SAWYER
11	12	MICHAEL BAKER INTERNATIONAL
12	**	WSP USA
13	11	GHD
14	14	BROWN AND CALDWELL
15	19	BURNS & MCDONNELL
16	13	GANNETT FLEMING
17	18	FREESE AND NICHOLS INC.
18	16	MOTT MACDONALD
19	17	NV5 GLOBAL INC.
20	**	ARDURRA GROUP INC.

design contracts declined “for the first time in four months.” AIA reported that it “likely reflects the ongoing concern among clients about committing to new projects due to lingering uncertainty about interest rates and inflation.”

What design firms are balancing are the “growing pains” of an economy in times of inflation and cost escalation, says Thomas McCarthy, CEO and senior principal at Page.

“With labor cost escalation impacting fixed-fee work, and generally outpacing the growth for commissions, these pressures result in tighter margins, requiring higher productivity,” McCarthy adds.



“With labor cost escalation impacting fixed fee work, these pressures result in tighter margins, requiring higher productivity.”

Thomas McCarthy, CEO, Page

A need for greater productivity is putting more pressure on firms to rethink how they approach recruitment and how they use their talent pools to combat insufficient project staffing, delays and higher costs.

As firms face record backlogs fueled by aging infrastructure demands, they “are driving steep competition for the same candidate pool, from entry to senior level staff,” says Ardurra CEO Ernesto Aguilar. “This, coupled with balancing multigenerational compensation, benefit and work-life balance expectations, is forcing creativity in attracting and retaining the best and brightest professionals.”

At SSOE, CEO Vince DiPofi believes conversations around the industry’s need to attract talent have “become cliché.”

“That’s not to say that’s not a challenge, but it’s much more complex than that,” says DiPofi. “If everyone is short of talent, then there isn’t enough talent to go around. It’s not a solvable problem just by hiring more people, certainly not in the next few years. You literally can’t even throw enough money at it to fix the problem, so why keep throwing money at it?”

DiPofi’s proposition? Firms need to adjust their business models to fit their abilities and client’s

The Top 20 Design Firms by Sector

7		SEWER AND WASTE	8		TELECOMMUNICATIONS	9		MANUFACTURING
RANK		Top 20 Revenue: \$4.8 Billion Top 20 Market Share: 66.8%	RANK		Top 20 Revenue: \$2.3 Billion Top 20 Market Share: 75.5%	RANK		Top 20 Revenue: \$2.0 Billion Top 20 Market Share: 71.8%
2023	2022		2023	2022		2023	2022	
1	1	JACOBS SOLUTIONS INC.	1	1	JACOBS SOLUTIONS INC.	1	1	JACOBS SOLUTIONS INC.
2	2	TETRA TECH	2	2	BURNS & MCDONNELL	2	5	SSOE GROUP
3	3	AECOM	3	3	TOWER ENGINEERING PROFESSIONALS	3	4	GHAFARI ASSOCIATES LLC
4	5	SCS ENGINEERS	4	5	CONGRUEX	4	3	INTERTEK-PSI
5	8	CDM SMITH	5	6	BLACK & VEATCH	5	**	FLUOR
6	6	HDR	6	7	CORGAN	6	**	PAGE SOUTHERLAND PAGE INC.
7	4	BROWN AND CALDWELL	7	11	WSP USA	7	10	EXYTE AMERICAS HOLDING INC.
8	7	HAZEN AND SAWYER	8	10	HDR	8	8	LEIDOS
9	9	CAROLLO ENGINEERS	9	8	KIMLEY-HORN	9	2	WOOD PLC
10	10	STANTEC INC.	10	4	EXP	10	9	BURNS & MCDONNELL
11	11	BLACK & VEATCH	11	13	KCI TECHNOLOGIES INC.	11	19	GRESHAM SMITH
12	12	WOODARD & CURRAN	12	14	BECHTEL	12	14	SNC-LAVALIN GROUP
13	13	GHD	13	12	AECOM	13	**	TETRA TECH
14	14	GEOSYNTEC CONSULTANTS	14	9	NETWORK CONNEX	14	**	BARRY-WEHMILLER DESIGN GROUP
15	**	WSP USA	15	16	SALAS O'BRIEN	15	11	WUNDERLICH-MALEC ENGINEERING INC.
16	17	KIMLEY-HORN	16	**	GENSLER	16	12	TAI ENGINEERING
17	**	ARDURRA GROUP INC.	17	19	TERRACON CONSULTANTS INC.	17	13	WSP USA
18	15	ARCADIS NORTH AMERICA	18	**	ORBITAL ENGINEERING INC.	18	**	STANTEC INC.
19	20	BURNS & MCDONNELL	19	20	WILLDAN	19	7	WARE MALCOMB
20	18	FREESE AND NICHOLS INC.	20	17	MORRISON HERSHFIELD	20	**	BRPH COS. INC.



“Rather than paying at all costs for new talent, we’re better off re-investing in our current employees, being more purposeful with new hires.”

Vince DiPofi, CEO, SSOE

needs. “In the long run, that serves our clients and the company the best,” he says. “Rather than paying at all costs for new talent, we’re better off re-investing in our current employees, being more purposeful with new hires, returning more money to our shareholders and better serving our clients with a stronger team.”

In following this approach, DiPofi says the company has cut its turnover rate by a third.

At PBS, an in-house talent acquisition team has helped the company reinvest in its employees and develop benefits that perspective employees might find most beneficial.

“We’ve also adopted a more dynamic, cloud-based hiring platform and upped referral awards significantly,” says PBS COO Mark Leece. The company has also rolled out an extensive benefits program that includes tuition reimbursement, leadership training and a “DiSC for All” strengths-assessment program to match employees with positions according to their strengths.

For RK&K partner Keith Skinner, it is simply “an exciting time to be in the AEC industry” and design firms would do well to illustrate that to potential employees. “We continue to see the influx of IJIA money flow to owners, increasing their program budgets which is necessitating increased project delivery pressure,” says Skinner. “The challenge we are all facing is the competitive labor market. This is true for all areas from the consultant support to owner staff, to the construction workforce. As an industry we must work together now to steer new talent into our workforce and collectively focus on training and development so we have the resources our industry will need to deliver.”

Skinner encourages design firms to look for opportunities for early engagement in high schools and the first few years of college “to get involved with students and show them the diverse opportunities that

The Top 500 Dialogue

What benefits are proving to be the most attractive in recruiting and retaining employees?

#120
on the
Top 500 List



PAT AHERN, VICE PRESIDENT
SWCA ENVIRONMENT CONSULTANTS
Phoenix

Simply put, we don't mandate that employees return to the office; instead, we provide the right technology and resources to successfully support remote work. And for those who enjoy the office, we provide collaborative and private working spaces.

#255
on the
Top 500 List



JEFF BRINK, CEO
DCI ENGINEERS
Seattle

As a people-first firm, DCI does not focus as much on where we recruit people as who we recruit. We have had great success recruiting and hiring from just about every university with an engineering program. As long as the person aligns with our culture and our goals, we are comfortable we can help them develop into a very successful part of our team.

In the last year, what would you say has been your firm's biggest success?

#471
on the
Top 500 List



MICK GRONEWOLD, BOARD CHAIRMAN
FEHR GRAHAM
Freeport, Ill.

COVID forced us to work better with people who weren't right down the hall. Managers had to learn to lead differently instead of relying on the tired old practice of what we call water-cooler management.

#392
on the
Top 500 List



C.K. SATYAPRIYA, PRESIDENT, CEO
CTL ENGINEERING
Columbus, Ohio

Over the past several years, we've invested heavily in our people and technology. We place importance on technology that helps reduce duplication. We want to use technology to make our employees' day-to-day lives easier while also increasing productivity.

exist in the infrastructure industry.”

At Short Elliott Hendrickson Inc., CEO and president David Ott says the company’s recruitment success is due to its culture. “As an ESOP, we strive to attract and retain the best talent by ensuring our employer brand is directly aligned with what our employees value most,” says Ott. “Central to our brand is a culture that empowers our employee-owners to perform at their best, on their own terms, and in a way that works best for them.” That includes a hybrid work from home schedule, he says Ott.

At Congruex, the company added two floating paid holidays and paid birth and recovery leave. “That includes options for new adoption and foster parents,” says Christine Washington, senior director of marketing and communications. “Identifying what your people want then finding inclusive ways to provide it helps your employees feel valued and ultimately influences them to stay.”

Where Green Is Growing

With limited labor resources, Top 500 design firms say they are being more selective about how and when they expand their business and delve into new markets.

Brian Gerstmar, president and CEO of No. 125-ranked firm NORR, says there are four emerging themes proving to be hot in the current climate: electrification, conversions, commercial interiors and health care.

“The evidence is clear: the transportation sector is seeking greening strategies for transit projects, multi-modal hubs and corporate fleets,” he says.

Among key design elements in demand for greater sustainability and design resiliency, Gerstmar names improved thermal performance of building envelopes to support indoor comfort during outages or extreme weather, heat pumps, photovoltaic and carbon offsets, emergency preparedness and notification systems, “and mitigation against flooding by elevating grade or critical equipment and the use of wet-floodproofing,” he says.

Additionally, sustainable reuse projects such as the conversion of office or hotels into residential buildings are helping to repurpose vacant real estate while hybrid workplaces are emphasizing more collaborate office spaces.

“Resiliency and well-being are at the heart of real-world conversations with owners,” says Gerstmar. “It’s a big topic.”

At Cushing Terrell, the firm is noticing a greater demand for sustainable/resilient energy infrastructure services, “particularly micro-grid design,” says Chris Aageson, director of business development. “These remote and on-site renewable solutions are helping replace aging infrastructure as well as offset growing demand on the grid with the continued shift to electrification at both the building and community levels.”

For McClure, the private sector has been the “hottest

The Top 50 Designers in International Markets

RANK		
2023	2022	
1	1	AECOM
2	2	JACOBS SOLUTIONS INC.
3	3	FLUOR
4	4	TETRA TECH
5	6	EXP
6	7	HDR
7	11	BECHTEL
8	8	INTERTEK-PSI
9	9	PARSONS CORP.
10	15	GENSLER
11	17	ARCADIS NORTH AMERICA
12	13	GHD
13	12	TYLIN
14	14	BLACK & VEATCH
15	18	CDM SMITH
16	35	PAGE SOUTHERLAND PAGE INC.
17	20	PERKINS&WILL

RANK		
2023	2022	
18	24	KIEWIT CORP.
19	19	KOHN PEDERSEN FOX
20	21	MOTT MACDONALD
21	22	SKIDMORE OWINGS & MERRILL
22	41	WSP USA
23	28	ARUP
24	30	NORR
25	25	MORRISON HERSHFIELD
26	23	BURNS & MCDONNELL
27	31	SARGENT & LUNDY
28	33	POPULOUS
29	38	IPS-INTEGRATED PROJECT SERVICES LLC
30	26	HOK
31	27	JENSEN HUGHES
32	36	GEOSYNTEC CONSULTANTS
33	29	BEAM LONGEST & NEFF
34	32	PERKINS EASTMAN

RANK		
2023	2022	
35	39	WATG
36	42	HKS
37	34	THORNTON TOMASETTI
38	**	INTROBA INC.
39	40	WOOLPERT INC.
40	45	GANNETT FLEMING
41	47	POWER ENGINEERS INC.
42	46	WALDEMAR S. NELSON AND CO. INC.
43	16	WORLEY
44	48	NV5 GLOBAL INC.
45	**	NBBJ
46	**	MOFFATT & NICHOL
47	**	SALAS O'BRIEN
48	**	COLLIERS ENGINEERING & DESIGN
49	43	STANLEY CONSULTANTS
50	**	SSOE GROUP

The Top 100 Pure Designers

RANK	FIRM	FIRM	RANK	FIRM	FIRM	RANK	FIRM	FIRM
	TYPE	TYPE		TYPE	TYPE		TYPE	TYPE
1	JACOBS SOLUTIONS INC.	M	36	WILLDAN	E	71	ARDURRA GROUP INC.	E
2	WSP USA	M	37	SALAS O'BRIEN	M	72	GEI CONSULTANTS INC.	E
3	HDR	M	38	HAZEN AND SAWYER	E	73	MERRICK & CO.	AE
4	STANTEC INC.	AE	39	WOOLPERT INC.	O	74	ZGF	M
5	KIMLEY-HORN	M	40	IMEG CORP.	E	75	NBBJ	A
6	GENSLER	A	41	VHB	E	76	PARTNER ENGINEERING AND SCIENCE INC.	M
7	ARCADIS NORTH AMERICA	M	42	JOHNSON MIRMIRAN & THOMPSON INC. (JMT)	M	77	GARVER	M
8	HNTB COS.	AE	43	CAROLLO ENGINEERS	E	78	CIVIL & ENVIRONMENTAL CONSULTANTS INC.	M
9	TRC COS. INC.	M	44	ENGINEERING CONSULTING SERVICES (ECS)	E	79	KPF CONSULTING ENGINEERS	E
10	LEIDOS	E	45	RS&H INC.	M	80	VOLKERT INC.	E
11	TERRACON CONSULTANTS INC.	M	46	SMITHGROUP	M	81	BENESCH	M
12	NV5 GLOBAL INC.	E	47	LJA ENGINEERING	E	82	PENNONI	E
13	INTERTEK-PSI	M	48	TRANSYSTEMS	E	83	WARE MALCOMB	AE
14	EXP	AE	49	DLR GROUP	M	84	POPULOUS	A
15	GANNETT FLEMING	M	50	THORNTON TOMASETTI	AE	85	BGE INC.	E
16	POWER ENGINEERS INC.	E	51	SKIDMORE OWINGS & MERRILL	M	86	MOREGROUP	AE
17	GHD	O	52	CHA CONSULTING INC. (CHA)	E	87	DAVID EVANS ENTERPRISES INC.	E
18	SARGENT & LUNDY	E	53	CORGAN	A	88	FREESE AND NICHOLS INC.	M
19	PERKINS&WILL	A	54	CANNONDESIGN	AE	89	FOTH COS.	E
20	MICHAEL BAKER INTERNATIONAL	M	55	GREENMAN-PEDERSEN INC. (GPI)	E	90	PBK	AE
21	TYLIN	AE	56	OLSSON INC.	E	91	HGA	M
22	MOTT MACDONALD	M	57	ATWELL LLC	M	92	PAPE-DAWSON ENGINEERS INC.	E
23	DEWBERRY	M	58	WOODARD & CURRAN	E	93	BARR ENGINEERING CO.	E
24	UNIVERSAL ENGINEERING SCIENCES	GE	59	RK&K	E	94	SSOE GROUP	AE
25	STV	AE	60	CONSOR	M	95	STANLEY CONSULTANTS	AE
26	ARUP	M	61	GRESHAM SMITH	M	96	BRAUN INTERTEC	M
27	PAGE SOUTHERLAND PAGE INC.	M	62	WESTWOOD PROFESSIONAL SERVICES	M	97	WHITMAN REQUARDT AND ASSOCIATES LLP	AE
28	GEOSYNTEC CONSULTANTS	M	63	MOFFATT & NICHOL	M	98	SWCA ENVIRONMENTAL CONSULTANTS	ENV
29	BROWN AND CALDWELL	E	64	ENERCON	E	99	WISS JANNEY ELSTNER ASSOCIATES	AE
30	KLEINFELDER	M	65	MEAD & HUNT INC.	EAC	100	TOWER ENGINEERING PROFESSIONALS	E
31	HKS	M	66	PERKINS EASTMAN	M			
32	HOK	M	67	HALFF	M			
33	EN ENGINEERING LLC	E	68	JENSEN HUGHES	E			
34	LANGAN	E	69	BOWMAN CONSULTING GROUP	M			
35	KCI TECHNOLOGIES INC.	M	70	SAM LLC	E			

KEY TO TYPE OF FIRM

A=architect, E=engineer, EC=engineer-contractor
 AE=architect-engineer, EA=engineer-architect
 ENV=environmental, GE=geotechnical engineer
 GS=geospatial, P=planner, O=other and M=multiple (see list).
 Other combinations are possible. Firms classified themselves.

market” for the company for a long time because of “private equity, high liquidity and low interest rates,” says CEO Dustin Leo. However, “we are anticipating this to slow,” he says, amid high interest rates.

With a palpable focus on ESG and sustainability in the market, Leo says the company is investing in the growth of its environmental team.

“It has been a requirement for federally funded projects for many years but we are now seeing it be a must for private sector investors as well,” says Leo. “We are excited for the increased focus on environmental sustainability as we believe it aligns with our core values and company vision.”



For expanded content on ENR's Top Lists, see [ENR.com/toplists](https://enr.com/toplists).

The energy market is also rapidly racing to be greener and more sustainable, requiring “bold thinking and innovation,” says Kris Dramby, VHB’s energy market leader.

“There is clear progression toward a renewable energy future, creating an acceleration in the integration of electric vehicles, on- and offshore wind, power storage, and more,” he says. “How we generate, transmit and distribute energy impacts all markets and geographies and presents a growth opportunity to provide a higher level of consultancy services to our clients in both the public and private sectors as they transition to a net-zero future.”

Airports | By Jonathan Keller



Gensler (**No. 11**), along with AECOM Tishman, is designer on the \$9.5-billion Terminal One at John F. Kennedy Airport in Queens, N.Y. The privately financed project is part of a larger \$18-billion redevelopment of the 74-year-old airport. The project team is aiming for 30% minority or women-owned business enterprises (MWBE) participation and is pursuing LEED Silver certification. When built, the 23-gate terminal will be over 2.4 million sq ft, including 300,000 sq ft of dining, retail, lounges and recreational space. Groundbreaking on the project took place September 2022, with the new terminal set to open in 2026.

The larger issue at hand for Top 500 firms and the world is climate change, says recently appointed Jacobs CEO Bob Pragada. The firm is ranked No. 1 for the sixth consecutive year.

“Together with our clients, we continue to conceptualize and implement renewable energy, decarbonized transit, EV ecosystems, water optimization, lifesaving vaccines and therapies and technology-advanced electronics, bringing social value to underserved communities,” says Pragada. “We are committed to confronting this global challenge and creating a more connected, sustainable world.”

Utilizing More Data in Design

For many Top 500 firms, investment in data analytics and utilization has opened doors to work more efficiently and create more sustainable projects.

“We’re finding that data analytics is not only helping our clients plan and compete for IIJA grant funding, but a real-time data-driven approach is also helping guide and inform decisions through project planning and delivery—allowing for course correcting—and the ability to measure the success of an infrastructure project after completion as it becomes part of a city or community,” says Tom Meinhart, Jacobs senior vice president of Americas.

For example, Meinhart says state DOTs can use real-time traffic data to justify and win funding for EV charging networks and plan where are the best corridors for such installations.

Stressing the importance of data and analytics to the design process, Chris Runde, Introba director of corporate strategy and innovation, says that data is an essential tool in empowering sustainable outcomes.

RENDERING COURTESY OF GENSLER.

"In addition to machine learning algorithms, we are using cross-market benchmarking to help clients navigate the complexities of ESG performance with a focus on whole-life carbon calculation," says Runde. "The analytics to manage whole-life carbon (embodied and operating emissions) is central to effective design decision-making and requires full team collaboration."

Runde shared that the company is also building its own databases of embodied emissions profiles for building services, in line with MEP standards they developed, and exploring multidiscipline collaboration across building engineering, architecture, cost management, and project management "to bring end-to-end whole-life carbon analytics into reality."

Looking inside, owners are also moving to prioritize occupant health, says Carmen Evans, associate design studio manager at Epstein Group, a Salas O'Brien Company.

"We are seeing increased demand for specialized design, including the WELL Building Standard," she says. "The expectation for advanced filtration and increased energy and water performance has evolved from being items of discussion, potentially cut from the final design to achieve cost-savings, to being essential parts of the project program." ■

By Emell Adolphus and
Jonathan Keller

Laboratories | By Jonathan Keller

Arup Assists Groundbreaking Science



The Long Baseline Neutrino Facility Far Site in Lead, S.D., is part of an 800-mile-long science experiment to uncover the mysteries of neutrinos—the most abundant particles with mass in the universe. At Fermilab in Illinois, protons will be accelerated and smashed to generate a beam of neutrinos, to be detected first at the LBNF Near Site close to Fermilab and finally at the far site detector in South Dakota.

Arup (**No. 38**) is lead designer of the conventional facilities at LBNF Far Site, including the 60-ft by 90-ft high caverns housing the four massive cryostats used for particle detection. The caverns are approximately a mile underground, an unprecedented combination of size and depth for the team. "Tunneling is an industry that's very reliant on benchmarks. We didn't have any of that to kind of start with for this project," says Seth Pollak, associate principal at Arup and project manager for the excavation design. "We had an existing mine with small drifts, and we had to extrapolate that information into these caverns."

The first step was creating a 3D model of the site using LiDAR scanning, in addition to traditional mapping and drilling techniques. The data collected helped the team capture a digital image of the geology prior to excavation, as well as modelling rock movement during and after it.

"On the mining side, things are often very temporary," says Pollak. "You get in, you get what you need, you get out." But with LBNF Far Site, the engineering team needed to guarantee a 50- to 100-year design life. To simplify logistics, the team decided early on against the use of a concrete lining to provide support for the caverns. Instead the team opted for rock bolts. "Instead of putting in an internal arch in the caverns, we're building that arch in the rock itself around the caverns," explains Pollak.

The team selected a type of double corrosion protection on the rock bolts typically used in Europe for hydropower and subsea tunnel applications. The galvanized steel bolt core is covered in a large plastic sleeve and then grout is injected inside, fully encapsulating the bolt. There will be thousands of them in the rock once the project is complete.

One of the big challenges was the lack of a code framework to cover a project like LBNF Far Site, says Josh Yacknowitz, Arup principal and design team project director. "It's kind of a mixture between the issues you find in a mine and the issues you'd find in a building. [Scientists] have to work in these caverns in a short sleeve environment." Early on, Arup worked with Fermilab to take relevant pieces from both the Mine Safety and Health Administration codes, as well as the International Building Code to establish safety standards for the site. Those standards are dynamic, changing as project moves from primarily mining operations to occupancy. "Once we move into occupancy, it's more focused on building code, mixed with some of the legacy mining requirements of the facility," he adds.

Thyssen Mining Inc. is the excavation contractor. As of January, approximately half of the 800,000 tons of rock needing to be moved had been excavated, per Fermilab. ■

How To Read the Tables

KEY TO TYPE OF FIRM

A architect, **E** engineer, **EC** engineer-contractor, **AE** architect-engineer, **EA** engineer-architect, **ENV** environmental, **GE** geotechnical engineer, **GS** geospatial, **P** planner and **O** other. Other combinations are possible. Firms with too many disciplines to accommodate inline are designated **M**. Their full lists can be found on the side of each page. Firms classified themselves.

Companies are ranked according to revenue for design services performed in 2022 in \$ millions (*). Those with subsidiaries are indicated by (†). For information on subsidiaries and where each firm worked outside of the U.S., see www.enr.com.

**Firms not ranked last year. Some markets may not add up to 100% due to omission of "other" miscellaneous market category and rounding. NA-Not available.

General Building as a category includes commercial buildings, offices, stores, educational facilities, government buildings, hospitals, medical facilities, hotels, housing, etc.

Hazardous Waste includes chemical and nuclear waste treatment, asbestos and lead abatement, etc.

Industrial Process comprises pulp and paper mills, steel mills, nonferrous metal refineries, pharmaceutical plants, chemical plants, food and other processing plants, etc.

Manufacturing includes auto, electronic assembly, textile plants, etc.

Petroleum includes refineries, petrochemical plants,

offshore facilities, pipelines, etc.

Power comprises thermal and hydroelectric power plants, waste-to-energy plants, transmission lines, substations, cogeneration plants, etc.

Sewerage / Solid Waste includes sanitary and storm sewers, treatment plants, pumping plants, incinerators, industrial waste facilities, etc.

Telecommunications comprises transmission lines and cabling, towers and antennae, data centers, etc.

Transportation includes airports, bridges, roads, canals, locks, dredging, marine facilities, railroads, tunnels, etc.

Water Supply includes dams, reservoirs, transmission pipelines, distribution mains, irrigation canals, desalination and potability treatment plants, pumping stations, etc.

RANK 2023	RANK 2022	FIRM	FIRM TYPE	2022 REVENUE \$ MIL.		GENERAL BUILDING	MANUFACTURING	POWER	WATER SUPPLY	SEWER / WASTE	INDUS. / PETROLEUM	TRANSPORTATION	HAZARDOUS WASTE	TELECOM
				TOTAL	INT'L									
1	1	JACOBS SOLUTIONS INC., Dallas, Texas [†]	M	11,532.3	3,496.6	10	7	7	12	8	12	22	18	4
2	2	AECOM, Dallas, Texas	M	8,115.1	4,033.1	20	0	4	14	5	0	42	14	1
3	3	FLUOR, Irving, Texas [†]	EC	4,510.6	2,783.6	0	2	1	0	0	63	4	18	0
4	4	TETRA TECH, Pasadena, Calif.	M	4,230.0	1,649.0	12	1	9	37	11	3	6	20	0
5	7	WSP USA, New York, N.Y.	M	3,323.1	114.1	15	1	13	3	3	5	45	8	3
6	5	HDR, Omaha, Neb. [†]	M	2,776.0	429.8	20	0	11	10	11	1	43	1	4
7	8	BURNS & MCDONNELL, Kansas City, Mo. [†]	O	2,478.2	92.7	9	2	43	4	3	17	7	6	9
8	9	STANTEC INC., Irvine, Calif. [†]	AE	2,203.8	0.0	26	1	12	13	10	6	25	4	0
9	10	KIMLEY-HORN, Raleigh, N.C.	M	2,034.8	6.6	51	0	6	4	4	0	31	0	5
10	12	WORLEY, Houston, Texas [†]	M	1,802.2	36.7	0	0	5	1	0	93	0	0	0
11	13	GENSLER, Los Angeles, Calif.	A	1,785.0	309.0	86	0	0	0	0	0	11	0	3
12	14	ARCADIS NORTH AMERICA, Highlands Ranch, Colo.	M	1,620.5	286.4	20	1	0	14	5	3	11	47	0
13	11	HNTB COS., Kansas City, Mo.	AE	1,556.9	1.5	1	0	0	0	0	0	99	0	0
14	16	BLACK & VEATCH, Overland Park, Kan. [†]	EC	1,413.3	250.4	7	0	51	13	12	5	2	0	9
15	15	PARSONS CORP., Centreville, Va. [†]	EC	1,298.2	365.8	8	0	0	4	0	1	73	13	0
16	17	TRC COS. INC., Windsor, Conn.	M	1,227.6	18.7	0	0	54	1	1	6	14	23	0
17	19	LEIDOS, Reston, Va.	E	1,121.6	21.0	0	7	32	0	0	0	1	61	0
18	18	KIEWIT CORP., Omaha, Neb. [†]	E	1,095.9	121.6	1	0	37	3	2	21	35	0	0
19	25	BECHTEL, Reston, Va. [†]	M	1,047.0	417.0	0	2	7	1	0	48	2	32	8
20	21	TERRACON CONSULTANTS INC., Olathe, Kan. [†]	M	1,015.0	3.1	41	2	12	2	1	5	16	17	4
21	20	SNC-LAVALIN GROUP, Tampa, Fla. [†]	EAC	1,002.9	0.0	7	5	4	6	0	4	51	16	0
22	24	NV5 GLOBAL INC., Hollywood, Fla. [†]	E	905.9	31.1	25	0	32	10	4	0	25	2	2
23	22	INTERTEK-PSI, Arlington Heights, Ill. [†]	M	893.9	398.3	22	14	1	0	1	55	7	0	0
24	23	CDM SMITH, Boston, Mass. [†]	M	892.0	159.6	0	0	0	31	35	0	22	11	0
25	26	EXP, Chicago, Ill.	AE	804.6	449.7	35	2	3	0	6	7	34	0	12
26	29	GANNETT FLEMING, Camp Hill, Pa.	M	730.0	44.8	15	0	6	13	3	2	61	0	0
27	32	POWER ENGINEERS INC., Hailey, Idaho	E	720.3	39.8	0	0	93	0	0	7	0	0	0
28	27	GHD, Wilmington, Del. [†]	O	714.6	285.9	11	0	1	15	16	4	13	34	0
29	34	SARGENT & LUNDY, Chicago, Ill. [†]	E	699.4	91.0	0	0	94	0	0	2	0	5	0
30	33	PERKINS&WILL, Chicago, Ill. [†]	fA	685.1	127.1	93	0	0	0	0	0	7	0	0
31	28	MICHAEL BAKER INTERNATIONAL, Pittsburgh, Pa. [†]	M	681.9	12.9	17	0	1	17	0	3	59	2	2
32	31	TYLIN, San Francisco, Calif. [†]	AE	617.9	273.4	13	0	0	0	2	0	84	0	0
33	30	MOTT MACDONALD, Iselin, N.J. [†]	M	603.1	119.8	2	0	8	15	9	13	51	2	0
34	36	DEWBERRY, Fairfax, Va. [†]	M	602.7	5.9	26	0	5	9	7	0	31	0	4
35	6	WOOD PLC, Houston, Texas	E	584.3	0.0	0	11	4	0	0	84	0	0	0
36	42	UNIVERSAL ENGINEERING SCIENCES, Orlando, Fla. [†]	GE	556.1	0.0	70	2	0	0	1	3	18	0	0
37	35	STV, New York, N.Y. [†]	AE	553.5	7.2	10	0	0	4	3	0	84	0	0
38	38	ARUP, New York, N.Y. [†]	M	518.8	106.3	40	0	1	2	0	1	51	0	4
39	87	PAGE SOUTHERLAND PAGE INC., Washington, D.C.	M	517.0	150.0	75	15	0	0	1	2	1	0	4
40	40	GEOSYNTEC CONSULTANTS, Boca Raton, Fla. [†]	M	507.9	68.6	0	0	12	9	20	3	0	56	0
41	37	BROWN AND CALDWELL, Walnut Creek, Calif. [†]	E	505.4	0.0	0	0	0	20	59	0	0	21	0
42	45	KLEINFELDER, San Diego, Calif. [†]	M	500.3	18.7	13	1	17	10	9	21	23	0	0
43	43	HKS, Dallas, Texas	M	495.6	55.4	100	0	0	0	0	0	0	0	0
44	41	HOK, New York, N.Y.	M	487.8	85.0	85	0	0	0	0	0	15	0	0
45	58	EN ENGINEERING LLC, Warrenville, Ill. [†]	E	484.3	2.7	0	2	82	0	0	11	0	0	5
46	47	LANGAN, Parsippany, N.J. [†]	E	463.0	13.0	54	0	14	0	0	0	3	29	0
47	46	RAMBOLL, Arlington, Va.	E	446.3	0.0	5	6	8	5	5	26	0	39	6
48	48	KCI TECHNOLOGIES INC., Sparks, Md. [†]	M	440.6	0.0	13	0	12	2	4	0	43	1	19
49	50	WILLDAN, Anaheim, Calif.	E	429.1	1.5	39	0	32	0	0	0	8	0	9
50	59	SCS ENGINEERS, Long Beach, Calif. [†]	M	422.9	1.5	0	0	0	0	85	0	0	15	0

FOOTNOTES: 1 = EAC/GE/GS/ENVP; 2 = EAC/GE/GS/ENVP; 3 = EAC/GE/GS/ENVP; 4 = EAC/GE/GS/ENVP; 5 = EAC/GE/GS/ENVP; 6 = EAC/GE/GS/ENVP; 7 = EAC/GE/GS/ENVP; 8 = EAC/GE/GS/ENVP; 9 = EAC/GE/GS/ENVP; 10 = EAC/GE/GS/ENVP; 11 = EAC/GE/GS/ENVP; 12 = EAC/GE/GS/ENVP; 13 = EAC/GE/GS/ENVP; 14 = EAC/GE/GS/ENVP; 15 = EAC/GE/GS/ENVP; 16 = EAC/GE/GS/ENVP; 17 = EAC/GE/GS/ENVP; 18 = EAC/GE/GS/ENVP; 19 = EAC/GE/GS/ENVP; 20 = EAC/GE/GS/ENVP; 21 = EAC/GE/GS/ENVP; 22 = EAC/GE/GS/ENVP; 23 = EAC/GE/GS/ENVP; 24 = EAC/GE/GS/ENVP; 25 = EAC/GE/GS/ENVP; 26 = EAC/GE/GS/ENVP; 27 = EAC/GE/GS/ENVP; 28 = EAC/GE/GS/ENVP; 29 = EAC/GE/GS/ENVP; 30 = EAC/GE/GS/ENVP; 31 = EAC/GE/GS/ENVP; 32 = EAC/GE/GS/ENVP; 33 = EAC/GE/GS/ENVP; 34 = EAC/GE/GS/ENVP; 35 = EAC/GE/GS/ENVP; 36 = EAC/GE/GS/ENVP; 37 = EAC/GE/GS/ENVP; 38 = EAC/GE/GS/ENVP; 39 = EAC/GE/GS/ENVP; 40 = EAC/GE/GS/ENVP; 41 = EAC/GE/GS/ENVP; 42 = EAC/GE/GS/ENVP; 43 = EAC/GE/GS/ENVP; 44 = EAC/GE/GS/ENVP; 45 = EAC/GE/GS/ENVP; 46 = EAC/GE/GS/ENVP; 47 = EAC/GE/GS/ENVP; 48 = EAC/GE/GS/ENVP; 49 = EAC/GE/GS/ENVP; 50 = EAC/GE/GS/ENVP.

FOOTNOTES: 52 = EAC/GE/ENVP; 53 = EAC/ENVP; 54 = AE/ENVP; 59 = EA/GE/ENVP; 62 = AE/ENVP; 63 = AE/P; 66 = AE/P; 68 = AE/P; 74 = E/ENVP; 77 = E/P; 78 = AE/ENVP; 79 = E/ENVP; 81 = E/ENVP; 84 = A/O; 85 = AE/GE/ENVP; 87 = E/GS/ENVP; 88 = A/P; 89 = A/P; 95 = E/GE/ENVP; 96 = AE/ENVP; 98 = AE/GE/ENVP.

RANK 2023	RANK 2022	FIRM	FIRM TYPE	2022 REVENUE \$ MIL.		GENERAL BUILDING	MANUFACTURING	POWER	WATER SUPPLY	SEWER / WASTE	INDUS. / PETROLEUM	TRANSPORTATION	HAZARDOUS WASTE	TELECOM
				TOTAL	INT'L									
51	57	HARGROVE ENGINEERS + CONSTRUCTORS, Mobile, Ala.†	EC	420.0	6.6	2	1	2	0	0	95	0	0	0
52	85	COLLIERS ENGINEERING & DESIGN, Holmdel, N.J.	M	408.9	23.5	37	6	5	3	5	11	28	1	4
53	44	S&B ENGINEERS AND CONSTRUCTORS LTD., Houston, Texas†	M	405.1	0.0	0	0	45	0	0	51	3	0	0
54	78	SALAS O'BRIEN, Irvine, Calif.	M	403.0	26.9	70	4	2	0	0	7	0	0	16
55	54	HAZEN AND SAWYER, New York, N.Y.	E	401.6	2.6	0	0	0	34	66	0	0	0	0
56	51	WOOLPERT INC., Dayton, Ohio†	O	399.7	46.3	12	0	2	1	5	0	23	0	0
57	71	IMEG CORP., Rock Island, Ill.	E	383.2	0.0	93	2	0	0	0	2	3	0	0
58	62	VHB, Watertown, Mass.	E	380.8	0.0	26	0	8	0	0	0	58	4	0
59	60	JOHNSON MIRMIRAN & THOMPSON INC. (JMT), Hunt Valley, Md.†	M	375.8	0.0	4	0	0	1	4	0	91	0	0
60	56	CAROLLO ENGINEERS, Walnut Creek, Calif.	E	375.2	0.0	0	0	0	42	58	0	0	0	0
61	64	ENGINEERING CONSULTING SERVICES (ECS), Chantilly, Va.†	E	371.8	0.0	61	5	3	1	1	1	7	0	3
62	49	RS&H INC., Jacksonville, Fla.†	M	362.7	0.0	8	7	0	0	0	0	85	0	0
63	63	SMITHGROUP, Detroit, Mich.	M	354.1	1.5	94	4	2	0	0	0	1	0	0
64	55	LJA ENGINEERING, Houston, Texas†	E	352.5	0.0	7	0	2	3	7	1	18	1	2
65	77	TRANSYSTEMS, Kansas City, Mo.	E	345.2	0.0	0	0	0	0	0	0	100	0	0
66	72	DLR GROUP, Seattle, Wash.	M	344.4	11.3	100	0	0	0	0	0	0	0	0
67	65	THORNTON TOMASETTI, New York, N.Y.	AE	340.0	54.7	76	0	1	0	0	3	18	0	2
68	52	SKIDMORE OWINGS & MERRILL, New York, N.Y.†	M	338.0	118.0	89	0	0	0	0	0	11	0	0
69	61	CHA CONSULTING INC. (CHA), Albany, N.Y.†	E	335.1	9.4	33	2	17	3	8	1	33	3	0
70	94	CORGAN, Dallas, Texas	A	331.2	2.9	33	0	0	0	0	0	30	0	37
71	53	CANNONDESIGN, New York City, N.Y.	AE	327.0	7.0	100	0	0	0	0	0	0	0	0
72	70	GREENMAN-PEDERSEN INC. (GPI), Babylon, N.Y.†	E	320.5	0.0	13	0	6	1	1	2	74	0	0
73	74	OLSSON INC., Lincoln, Neb.	E	317.2	0.0	51	0	8	6	2	0	16	1	12
74	81	ATWELL LLC, Southfield, Mich.†	M	308.0	0.0	43	0	41	0	3	12	1	0	0
75	75	WOODARD & CURRAN, Portland, Maine	E	303.1	0.0	4	0	0	15	51	7	1	22	0
76	73	RK&K, Baltimore, Md.	E	302.8	0.0	3	0	0	3	10	1	84	0	0
77	76	CONSOR, Chicago, Ill.†	M	295.6	4.9	0	0	0	18	0	0	82	0	0
78	84	GRESHAM SMITH, Nashville, Tenn.	M	289.7	17.7	38	18	0	0	12	1	30	0	0
79	109	WESTWOOD PROFESSIONAL SERVICES, Minneapolis, Minn.	M	270.2	0.0	29	0	47	6	7	0	11	0	0
80	89	IPS-INTEGRATED PROJECT SERVICES LLC, Blue Bell, Pa.†	AE	270.1	87.4	0	0	0	0	0	91	0	0	9
81	82	MOFFATT & NICHOL, Long Beach, Calif.†	M	269.8	27.2	0	0	0	0	0	0	100	0	0
82	92	ENERCON, Kennesaw, Ga.†	E	269.2	0.0	0	0	90	0	0	2	0	5	3
83	91	MEAD & HUNT INC., Middleton, Wis.†	EAC	265.7	0.0	5	0	16	2	8	9	56	0	0
84	69	PERKINS EASTMAN, New York, N.Y.†	M	265.1	66.3	100	0	0	0	0	0	0	0	0
85	97	HALFF, Richardson, Texas	M	265.1	0.0	21	2	1	9	21	4	32	0	1
86	80	JENSEN HUGHES, Baltimore, Md.	E	260.9	81.4	46	0	20	0	0	16	4	0	0
87	118	BOWMAN CONSULTING GROUP, Reston, Va.	M	260.2	0.0	46	0	13	6	5	8	16	0	5
88	103	SAM LLC, Austin, Texas†	E	257.4	0.0	10	0	44	1	0	13	26	0	4
89	114	ARDURRA GROUP INC., Tampa, Fla.†	E	247.7	0.0	8	0	0	34	32	0	25	0	0
90	90	BARRY-WEHMILLER DESIGN GROUP, St. Louis, Mo.	EAC	243.5	0.0	0	20	0	0	0	78	0	0	1
91	93	GEI CONSULTANTS INC., Woburn, Mass.	E	242.1	16.2	15	0	8	31	4	1	11	27	0
92	113	MERRICK & CO., Greenwood Village, Colo.†	AE	242.0	14.0	72	7	6	7	0	1	0	0	0
93	83	ZGF, Portland, Ore.	M	240.0	2.2	91	0	0	0	0	0	9	0	0
94	**	NBBJ, Seattle, Wash.	A	237.7	29.0	100	0	0	0	0	0	0	0	0
95	**	PARTNER ENGINEERING AND SCIENCE INC., Torrance, Calif.	M	237.5	1.9	84	0	1	0	0	0	0	15	0
96	102	GARVER, North Little Rock, Ark.	M	236.5	0.0	8	0	0	14	22	0	55	0	0
97	67	CRB, Kansas City, Mo.	AE	235.7	20.2	0	0	0	0	0	90	0	0	0
98	101	CIVIL & ENVIRONMENTAL CONSULTANTS INC., Moon Township, Pa.	M	233.9	0.0	32	4	6	3	16	30	4	1	0
99	86	KPFF CONSULTING ENGINEERS, Seattle, Wash.	E	232.1	1.1	70	7	2	0	3	0	19	0	0
100	88	VOLKERT INC., Mobile, Ala.	E	232.0	0.0	8	0	13	0	2	0	76	0	0

RANK 2023	RANK 2022	FIRM	FIRM TYPE	2022 REVENUE \$ MIL.		GENERAL BUILDING	MANUFACTURING	POWER	WATER SUPPLY	SEWER / WASTE	INDUS. / PETROLEUM	TRANSPORTATION	HAZARDOUS WASTE	TELECOM
				TOTAL	INT'L									
101	100	BENESCH, Chicago, Ill.	M	227.0	0.0	4	0	0	3	6	0	87	0	0
102	95	PENNONI, Philadelphia, Pa.	E	225.0	0.0	60	0	2	2	0	4	27	0	5
103	96	WARE MALCOMB, Irvine, Calif.	AE	224.1	19.7	36	14	0	0	0	50	0	0	0
104	107	POPULOUS, Kansas City, Mo.	A	223.8	90.0	0	0	0	0	0	0	1	0	0
105	105	BGE INC., Houston, Texas	E	220.2	0.0	0	0	0	0	13	0	24	0	0
106	**	MOREGROUP, Fort Worth, Texas†	AE	219.9	0.0	100	0	0	0	0	0	0	0	0
107	99	DAVID EVANS ENTERPRISES INC., Portland, Ore.†	E	219.8	0.0	13	0	6	3	4	0	56	0	0
108	104	FREESE AND NICHOLS INC., Fort Worth, Texas	M	219.3	0.0	2	0	0	42	32	1	14	0	0
109	68	FOTH COS., De Pere, Wis.†	E	219.2	0.0	11	5	0	0	6	52	21	5	0
110	123	PBK, Houston, Texas	AE	210.2	0.0	100	0	0	0	0	0	0	0	0
111	116	HGA, Minneapolis, Minn.	M	209.5	0.0	100	0	0	0	0	0	0	0	0
112	117	PAPE-DAWSON ENGINEERS INC., San Antonio, Texas	E	206.4	0.0	69	5	0	8	2	0	16	0	0
113	106	BARR ENGINEERING CO., Minneapolis, Minn.	E	204.1	20.3	0	3	19	17	0	11	2	18	0
114	**	AUDUBON, Houston, Texas	E	201.8	15.8	0	0	0	0	0	100	0	0	0
115	122	SSOE GROUP, Toledo, Ohio	AE	201.1	21.3	14	65	2	0	0	19	1	0	0
116	98	STANLEY CONSULTANTS, Muscatine, Iowa†	AE	200.2	21.9	17	0	25	13	4	7	31	0	0
117	108	BRAUN INTERTEC, Minneapolis, Minn.†	M	199.2	0.0	37	0	4	3	1	24	26	0	0
118	110	HALEY & ALDRICH INC., Burlington, Mass.†	E	198.7	0.0	23	0	5	0	0	0	12	60	0
119	112	WHITMAN REQUARDT AND ASSOCIATES LLP, Baltimore, Md.	AE	192.2	0.0	22	0	0	7	6	0	60	0	3
120	126	SWCA ENVIRONMENTAL CONSULTANTS, Phoenix, Ariz.	ENV	191.0	0.0	8	0	50	5	0	23	4	0	1
121	115	WISS JANNEY ELSTNER ASSOCIATES, Northbrook, Ill.	AE	188.4	6.5	77	0	1	1	0	2	14	0	0
122	121	TOWER ENGINEERING PROFESSIONALS, Raleigh, N.C.	E	188.0	15.0	0	0	0	0	0	0	0	0	100
123	124	ULTEIG ENGINEERS INC., Fargo, N.D.†	E	187.9	5.0	0	0	86	1	2	0	9	0	0
124	111	KOHN PEDERSEN FOX, New York, N.Y.	A	186.0	120.4	50	0	0	0	0	0	8	0	0
125	136	NORR, Chicago, Ill.†	AE	181.4	102.8	95	0	0	0	0	0	5	0	0
126	119	AFFILIATED ENGINEERS INC., Madison, Wis.	E	181.3	1.2	75	3	13	0	0	7	0	0	1
127	120	S&ME, Raleigh, N.C.	M	180.8	0.0	28	17	13	1	4	2	31	2	1
128	125	H.W. LOCHNER INC., Chicago, Ill.†	E	179.6	0.0	0	0	0	0	0	0	100	0	0
129	174	DCCM, Houston, Texas†	M	179.0	0.0	8	6	6	16	13	0	29	0	8
130	135	LABELLA ASSOCIATES DPC, Rochester, N.Y.†	M	178.6	2.7	35	1	3	7	14	5	9	26	1
131	132	BOLTON & MENK INC., Mankato, Minn.†	M	173.7	0.0	11	0	0	8	10	0	31	0	0
132	146	CONGRUEX, Boulder, Colo.†	M	169.3	0.0	0	0	0	0	0	0	0	0	100
133	137	TIMMONS GROUP, Richmond, Va.	M	169.1	0.0	68	2	7	2	5	0	7	0	3
134	127	SIMPSON GUMPERTZ & HEGER, Waltham, Mass.	E	166.9	11.0	0	0	0	0	0	0	0	0	0
135	**	HORROCKS ENGINEERS, Pleasant Grove, Utah	M	165.3	0.0	15	0	0	2	2	0	72	0	9
136	138	MESA ASSOCIATES INC., Madison, Ala.	E	165.0	0.0	0	0	0	0	0	0	0	0	0
137	153	GHAFAARI ASSOCIATES LLC, Dearborn, Mich.	AE	163.3	12.2	10	77	0	0	0	0	13	0	0
138	133	EA ENGINEERING SCIENCE AND TECH. INC., Hunt Valley, Md.	ENV	162.2	0.0	0	0	11	5	12	2	10	60	0
139	141	DLZ CORP., Columbus, Ohio†	O	161.1	16.5	19	0	11	12	14	11	31	3	0
140	129	HENDERSON COS., Lenexa, Kan.†	E	157.9	0.0	98	0	0	0	0	0	2	0	0
141	158	POND AND CO., Peachtree Corners, Ga.	M	156.8	4.3	33	3	0	2	1	51	10	0	0
142	131	WESTON & SAMPSON, Reading, Mass.†	M	156.3	0.0	0	0	5	29	33	0	8	8	0
143	130	GZA, Norwood, Mass.†	M	156.2	0.0	28	14	10	9	2	5	10	8	0
144	144	PSOMAS, Culver City, Calif.	M	155.5	0.0	27	0	2	10	6	7	45	1	1
145	143	QUIDDITY ENGINEERING, Bellaire, Texas	E	155.4	0.0	53	0	0	11	14	0	15	0	0
146	182	RMA COS., Rancho Cucamonga, Calif.†	M	151.8	0.0	12	2	0	7	4	15	61	0	0
147	142	FLAD ARCHITECTS, Madison, Wis.	M	149.5	11.6	100	0	0	0	0	0	0	0	0
148	128	MORRISON HERSHFIELD, Atlanta, Ga.†	E	148.2	98.8	34	0	1	2	4	0	34	0	26
149	195	VERDANTAS, Dublin, Ohio†	M	147.9	0.0	11	1	4	14	5	10	5	51	0
150	147	WALTER P MOORE, Houston, Texas	E	145.9	2.9	74	1	0	7	2	0	17	0	0

FOOTNOTES: † = E/P; ** = EA/ENR/P/O; 111 = AE/P; 117 = GE/ENR; 127 = E/GE/ENR/P; 128 = E/EA/ENR/P/O; 131 = AE/GE/ENR/P/O; 132 = EC/P; 133 = E/GE/ENR/P; 135 = E/ENR/P; 141 = AE/GE/ENR/P; 142 = AE/GE/ENR/P; 143 = EAC/GE/ENR/P; 144 = E/GE/ENR/P; 146 = GE/ENR; 147 = AE/P/O; 149 = AE/GE/ENR/P.

#149

VERDANTAS acquired in March
Leighton Group, which ranks at No.
413 on the 2023 Top 500 Design Firms
list, based on 2022 revenue reported.

RANK 2023	RANK 2022	FIRM	FIRM TYPE	2022 REVENUE \$ MIL.		GENERAL BUILDING	MANUFACTURING	POWER	WATER SUPPLY	SEWER / WASTE	INDUS. / PETROLEUM	TRANSPORTATION	HAZARDOUS WASTE	TELECOM
				TOTAL	INT'L									
151	134	AMERICAN STRUCTUREPOINT, Indianapolis, Ind.	M	145.4	0.0	21	5	0	6	8	0	57	0	2
152	140	PARAMETRIX, Seattle, Wash.	M	144.8	0.0	4	0	0	9	10	3	63	1	7
153	139	SHORT ELLIOTT HENDRICKSON INC. (SEH), Saint Paul, Minn.†	AE	143.6	0.0	25	0	0	8	9	0	58	0	0
154	**	INTROBA INC., St. Louis, Mo.	M	143.6	52.7	82	0	0	0	0	4	11	0	2
155	159	MCKIM & CREED, Raleigh, N.C.	M	143.5	0.0	3	10	14	14	18	13	18	0	0
156	149	ELECTRICAL CONSULTANTS INC., Billings, Mont.†	E	140.0	0.0	0	0	100	0	0	0	0	0	0
157	150	HARDESTY & HANOVER LLC, New York, N.Y.	E	139.0	4.2	0	0	0	0	0	0	100	0	0
158	152	GPD GROUP, Akron, Ohio	AE	138.7	0.0	41	0	16	0	8	5	13	0	18
159	221	THE YATES COS. INC., Philadelphia, Miss.†	EC	135.0	0.0	0	0	0	0	0	100	0	0	0
160	156	BKF ENGINEERS, Oakland, Calif.	E	132.5	0.0	70	0	0	2	4	2	22	0	0
161	157	COFFMAN ENGINEERS INC., Seattle, Wash.†	E	132.3	4.2	81	0	18	0	0	0	1	0	0
162	188	ZACHRY GROUP, San Antonio, Texas†	EC	130.1	0.0	0	0	39	0	0	61	0	0	0
163	193	GOODWYN MILLS AND CAWOOD INC., Montgomery, Ala.	M	130.0	0.0	60	3	0	10	4	0	12	0	0
164	151	PGAL, Houston, Texas	AE	129.6	0.0	42	0	0	0	0	0	58	0	0
165	177	CMTA INC., Prospect, Ky.	EC	129.2	0.0	91	3	0	0	0	0	6	0	0
166	161	SYSKA HENNESSY GROUP, New York, N.Y.†	E	127.7	4.4	60	2	2	0	0	1	8	0	28
167	**	BR+A CONSULTING ENGINEERS, Boston, Mass.	E	126.5	0.0	100	0	0	0	0	0	0	0	0
168	162	HR GREEN INC., Cedar Rapids, Iowa	M	126.4	0.0	17	0	0	5	21	2	37	0	8
169	171	BARGE DESIGN SOLUTIONS, Nashville, Tenn.†	AE	124.9	0.0	27	18	0	11	9	2	17	2	7
170	208	HMC ARCHITECTS, Ontario, Calif.	M	124.9	0.0	100	0	0	0	0	0	0	0	0
171	167	WGI INC., West Palm Beach, Fla.†	M	124.0	0.0	51	0	0	2	2	0	44	0	0
172	185	KTGY, Irvine, Calif.	M	123.1	0.0	100	0	0	0	0	0	0	0	0
173	145	GAI CONSULTANTS INC., Homestead, Pa.†	M	122.9	0.0	15	0	43	1	1	4	34	1	0
174	194	EWINGCOLE, Philadelphia, Pa.	AE	122.8	0.0	60	0	0	0	0	40	0	0	0
175	165	RABA KISTNER INC., San Antonio, Texas†	E	121.5	1.1	40	7	0	3	1	1	49	0	0
176	178	LS3P, Charleston, S.C.	A	121.2	0.0	99	0	0	0	0	0	1	0	0
177	180	DENNIS GROUP, Springfield, Mass.†	EC	121.2	13.9	0	0	0	0	0	100	0	0	0
178	164	WSB, Golden Valley City, Minn.	E	121.0	0.0	9	0	7	9	16	17	42	1	0
179	173	STRAND ASSOCIATES INC., Madison, Wis.	M	120.8	0.0	0	0	0	16	38	6	35	0	0
180	183	WILSON & CO. INC. ENGINEERS & ARCHITECTS, Albuquerque, N.M.	M	117.4	0.0	9	0	1	7	5	3	72	0	0
181	163	THE BURKE GROUP LTD., Rosemont, Ill.†	E	116.5	0.0	24	3	1	6	0	1	9	0	2
182	166	HBK ENGINEERING LLC, Chicago, Ill.†	E	116.0	0.0	1	0	51	0	0	6	0	0	33
183	184	COBB FENDLEY & ASSOCIATES INC., Houston, Texas	E	115.2	0.0	0	0	2	4	3	5	48	0	18
184	179	WADE TRIM, Detroit, Mich.†	E	115.1	0.0	0	0	1	13	46	21	14	0	0
185	192	AO, Orange, Calif.	M	115.0	2.3	100	0	0	0	0	0	0	0	0
186	169	HANSON PROFESSIONAL SERVICES INC., Springfield, Ill.	E	114.4	1.9	13	0	6	4	4	2	68	0	4
187	154	BEAM LONGEST & NEFF, Indianapolis, Ind.†	E	113.6	67.0	13	0	0	4	0	0	75	0	0
188	160	HUITT-ZOLLARS INC., Dallas, Texas	AE	113.3	0.0	26	0	0	9	14	0	51	0	0
189	203	HED, Southfield, Mich.	M	113.1	0.0	80	0	0	0	0	0	0	0	20
190	170	WUNDERLICH-MALEC ENGINEERING INC., Eden Prairie, Minn.†	E	111.4	2.0	4	40	4	0	0	36	0	0	0
191	172	LPA INC., Irvine, Calif.	AE	109.8	0.0	100	0	0	0	0	0	0	0	0
192	**	ARQUITECTONICA, Miami, Fla.	M	108.8	8.2	100	0	0	0	0	0	0	0	0
193	237	SOLOMON CORDWELL BUENZ (SCB), Chicago, Ill.	A	108.7	0.0	92	0	0	0	0	0	8	0	0
194	205	BURGESS & NIPLE INC., Columbus, Ohio	M	108.2	0.0	10	0	0	7	21	0	52	2	1
195	181	ELKUS MANFREDI ARCHITECTS, Boston, Mass.	A	108.0	0.0	100	0	0	0	0	0	0	0	0
196	176	VANDERWEIL ENGINEERS, Boston, Mass.	E	107.9	5.2	56	0	17	0	0	0	1	0	26
197	204	DOWL, Redmond, Wash.	M	106.9	0.0	17	0	0	21	2	3	55	0	1
198	216	INFRASTRUCTURE CONSULTING & ENGINEERING PLLC, West Columbia, S.C.	M	106.0	0.0	0	0	0	0	0	0	100	0	0
199	168	LEO A DALY, Omaha, Neb.	M	105.9	10.6	91	7	0	0	0	0	2	0	0
200	200	SMITH SECKMAN REID INC., Nashville, Tenn.	E	104.3	0.0	71	7	0	4	2	1	12	0	0

FOOTNOTES: 151 = AE/EN/0; 152 = E/EN/0; 154 = E/O; 155 = E/GS/EN/W/P; 163 = AE/GE/EN/W/P; 168 = E/GS/EN/W/P; 188 = EA/GE/EN/W/P; 198 = EA/GE/EN/W/P; 199 = AE/O; AE/GE/EN/W/P; 197 = E/GE/EN/W/P; 198 = EA/GE/EN/W/P; 199 = AE/O.

RANK 2023	RANK 2022	FIRM	FIRM TYPE	2022 REVENUE \$ MIL.		GENERAL BUILDING	MANUFACTURING	POWER	WATER SUPPLY	SEWER / WASTE	INDUS. / PETROLEUM	TRANSPORTATION	HAZARDOUS WASTE	TELECOM
				TOTAL	INT'L									
201	190	FISHBECK, Grand Rapids, Mich.	AE	104.0	0.0	12	3	0	22	19	3	39	2	0
202	187	NINYO & MOORE GEOTECH. & ENVIRO. SCIENCES, San Diego, Calif.	M	102.3	0.0	42	0	6	13	10	2	16	6	3
203	284	ORBITAL ENGINEERING INC., Pittsburgh, Pa.	E	102.0	0.0	0	2	39	0	0	15	2	0	39
204	189	SCHNABEL ENGINEERING, Glen Allen, Va.†	GE	102.0	0.0	27	0	3	43	5	0	13	1	0
205	155	BL COS. INC., Meriden, Conn.	M	99.9	0.0	63	0	17	0	0	0	16	2	0
206	230	CORE STATES GROUP, Duluth, Ga.†	AE	99.0	0.0	82	4	9	0	0	5	0	0	0
207	246	OTAK INC., Portland, Ore.†	M	98.2	20.0	57	0	0	6	0	0	37	0	0
208	207	KLJ, Bismarck, N.D.	E	98.0	0.0	3	0	3	2	1	16	64	0	7
209	258	ESP ASSOCIATES INC., Fort Mill, S.C.†	M	98.0	0.0	36	0	29	1	2	0	22	0	1
210	206	PARKHILL, Lubbock, Texas	AE	97.1	0.0	53	0	0	13	4	5	13	0	0
211	334	THOMPSON ENGINEERING, Mobile, Ala.†	M	97.0	0.0	9	4	5	1	1	4	36	4	1
212	217	HORD COPLAN MACHT, Baltimore, Md.	A	95.1	0.0	100	0	0	0	0	0	0	0	0
213	220	FARNSWORTH GROUP INC., Bloomington, Ill.	AE	94.5	0.0	48	11	2	3	8	12	14	0	2
214	**	STRATUS TEAM LLC, Coraopolis, Pa.†	M	94.4	0.0	47	0	0	7	0	28	7	0	0
215	242	TLC ENGINEERING SOLUTIONS, Orlando, Fla.	E	94.1	1.5	89	0	0	0	0	0	11	0	0
216	186	TECTONIC ENG'G CONSULT. GEOLOGISTS & SURVEYORS, Mountainville, N.Y.	M	93.8	0.0	24	3	5	1	1	0	50	1	16
217	209	H2M ARCHITECTS + ENGINEERS, Melville, N.Y.†	M	93.4	0.0	50	0	5	27	7	0	1	10	0
218	196	DGA PLANNING ARCHITECTURE INTERIORS, Mountain View, Calif.	A	92.8	0.0	84	5	0	0	0	7	0	0	4
219	235	BALLINGER, Philadelphia, Pa.	AE	92.3	0.0	100	0	0	0	0	0	0	0	0
220	218	CUSHING TERRELL, Billings, Mont.	M	91.7	1.9	98	0	1	0	0	0	1	0	0
221	233	COOPER CARRY, Atlanta, Ga.	A	91.3	0.0	100	0	0	0	0	0	0	0	0
222	263	JAROS BAUM & BOLLES, New York, N.Y.	E	91.2	0.0	73	0	0	0	0	0	19	0	7
223	232	SHIVE-HATTERY, Cedar Rapids, Iowa	AE	91.0	0.0	67	15	1	1	1	0	10	0	0
224	219	CRAWFORD MURPHY & TILLY INC., Springfield, Ill.	M	91.0	0.0	0	0	0	9	12	0	77	0	0
225	228	DRMP INC., Orlando, Fla.	E	90.6	0.0	6	0	0	0	0	0	94	0	0
226	210	OHM ADVISORS, Livonia, Mich.	M	90.3	0.0	14	0	0	12	14	0	51	1	0
227	175	HASKELL, Jacksonville, Fla.†	M	89.7	5.6	27	1	0	0	1	52	19	0	0
228	213	TIGHE & BOND INC., Westfield, Mass.	M	89.1	0.0	24	0	5	23	23	0	9	15	0
229	222	GEOENGINEERS INC., Redmond, Wash.	M	88.5	0.0	23	0	3	9	2	32	22	5	0
230	**	MG2, Seattle, Wash.	A	88.1	12.3	100	0	0	0	0	0	0	0	0
231	211	RSP, Minneapolis, Minn.	M	87.6	0.0	98	0	0	0	0	0	0	0	0
232	197	NEEL-SCHAFFER INC., Jackson, Miss.†	E	87.2	0.0	16	0	0	7	7	0	58	4	4
233	265	WATG, Irvine, Calif.	M	87.0	55.4	19	0	0	0	0	0	0	0	0
234	239	NOVA ENGINEERING & ENVIRONMENTAL LLC, Kennesaw, Ga.	M	86.8	0.0	0	8	12	0	0	50	18	3	0
235	226	MCCORMICK TAYLOR INC., Philadelphia, Pa.	M	86.4	0.0	0	0	0	0	0	0	100	0	0
236	238	SHANNON & WILSON INC., Seattle, Wash.	GE	85.8	1.0	5	0	0	2	1	2	70	0	0
237	240	J-U-B ENGINEERS INC., Meridian, Idaho†	E	85.0	0.0	0	0	0	24	38	0	21	0	0
238	281	MOODY NOLAN, Columbus, Ohio	A	84.7	0.0	93	0	0	0	0	0	7	0	0
239	273	HART HOWERTON, New York, N.Y.†	M	83.2	18.0	100	0	0	0	0	0	0	0	0
240	202	CLARK NEXSEN, Virginia Beach, Va.	AE	83.0	0.0	77	0	0	0	0	5	18	0	0
241	305	HUMPHREYS & PARTNERS ARCHITECTS, Dallas, Texas†	A	83.0	0.0	100	0	0	0	0	0	0	0	0
242	250	ISG, Mankato, Minn.†	M	82.8	0.0	49	15	1	3	4	1	5	0	8
243	252	TWINING INC., Long Beach, Calif.	GE	82.3	0.0	36	2	0	14	6	5	36	0	0
244	251	THE S/L/A/M COLLABORATIVE, Glastonbury, Conn.†	AE	81.5	0.0	100	0	0	0	0	0	0	0	0
245	224	WOOD RODGERS INC., Sacramento, Calif.	E	81.0	0.0	4	0	0	27	3	0	25	0	0
246	290	MOSELEY ARCHITECTS, Richmond, Va.	AE	81.0	0.0	100	0	0	0	0	0	0	0	0
247	245	MARK THOMAS, San Jose, Calif.	M	80.5	0.0	0	0	11	1	8	0	80	0	0
248	261	PRIME AE GROUP INC., Baltimore, Md.†	M	80.5	0.0	40	0	0	9	8	1	43	0	0
249	215	BCC ENGINEERING INC., Miami, Fla.†	M	80.1	4.9	3	0	0	1	0	0	96	0	0
250	214	PATRICK ENGINEERING INC., Lisle, Ill.	M	80.0	0.0	8	3	12	2	8	29	31	0	5

FOOTNOTES: 202 = E/G/ENR; 205 = AE/GS/ENR/P/O; 211 = E/GE/ENR; 214 = E/GE/ENR; 216 = E/G/ENR; 217 = E/GE/ENR; 218 = E/GE/ENR; 219 = E/G/ENR; 220 = AE/P/O; 224 = AE/P/O; 225 = AE/GE/ENR; 226 = E/GE/ENR; 227 = E/GE/ENR; 228 = E/GE/ENR; 229 = E/G/ENR; 230 = E/GE/ENR; 231 = E/GE/ENR; 232 = E/GE/ENR; 233 = E/GE/ENR; 234 = AE/P/O; 235 = AE/ENR; 236 = E/GE/ENR; 237 = E/GE/ENR; 238 = E/GE/ENR; 239 = AE/ENR; 240 = AE/ENR; 241 = E/GE/ENR; 242 = E/GE/ENR; 243 = E/GE/ENR; 244 = E/GE/ENR; 245 = E/GE/ENR; 246 = E/GE/ENR; 247 = E/GE/ENR; 248 = E/GE/ENR; 249 = E/GE/ENR; 250 = E/GE/ENR.

RANK 2023	RANK 2022	FIRM	FIRM TYPE	2022 REVENUE \$ MIL.		GENERAL BUILDING	MANUFACTURING	POWER	WATER SUPPLY	SEWER / WASTE	INDUS. / PETROLEUM	TRANSPORTATION	HAZARDOUS WASTE	TELECOM
				TOTAL	INT'L									
301	311	AYERS SAINT GROSS, Baltimore, Md.	M	63.0	7.2	100	0	0	0	0	0	0	0	0
302	294	RMF ENGINEERING INC., Baltimore, Md.	E	63.0	0.0	100	0	0	0	0	0	0	0	0
303	283	AKF GROUP, New York, N.Y.†	E	62.5	1.5	99	0	0	0	0	0	1	0	0
304	301	ME ENGINEERS, Golden, Colo.†	E	62.0	8.1	98	0	0	0	0	0	2	0	0
305	**	SUMMIT DESIGN AND ENGINEERING PLLC, Hillsborough, N.C.	M	62.0	0.0	16	1	4	0	0	0	78	0	0
306	**	GREENBERGFARROW, Atlanta, Ga.	AE	61.9	3.3	89	0	0	0	0	0	11	0	0
307	335	MAGNUSSON KLEMENCIC ASSOCIATES, Seattle, Wash.	E	61.9	3.0	84	0	0	0	0	0	14	0	0
308	262	P2S INC., Long Beach, Calif.	E	61.5	0.0	87	6	0	1	0	3	4	0	0
309	321	DEGENKOLB ENGINEERS, San Francisco, Calif.†	E	61.3	0.0	96	0	0	0	0	4	0	0	0
310	320	THE MANNIK & SMITH GROUP INC., Maumee, Ohio	M	61.3	0.0	31	9	3	8	10	13	22	3	2
311	318	AYRES, Eau Claire, Wis.	M	60.8	0.0	14	0	0	13	5	0	31	0	2
312	302	MSA PROFESSIONAL SERVICES, Baraboo, Wis.†	AE	60.6	0.0	11	0	0	17	32	0	34	3	0
313	**	AMERICAN ENGINEERING TESTING INC., Saint Paul, Minn.	M	60.5	0.0	41	3	7	0	2	1	43	1	2
314	375	KIRKSEY ARCHITECTS INC., Houston, Texas	M	60.2	0.0	100	0	0	0	0	0	0	0	0
315	**	RATIO, Indianapolis, Ind.	A	60.2	7.2	100	0	0	0	0	0	0	0	0
316	287	SYSTRA USA, New York, N.Y.†	M	60.1	7.3	0	0	0	0	0	0	100	0	0
317	333	MORRISON-MAIERLE INC., Helena, Mont.	E	59.6	0.0	35	1	0	4	18	0	33	0	0
318	383	MILHOUSE ENGINEERING & CONSTRUCTION INC., Chicago, Ill.†	M	59.1	0.0	10	0	20	8	0	13	45	0	5
319	312	LOCKWOOD ANDREWS & NEWNAM INC., Houston, Texas	M	59.0	0.0	5	0	0	48	9	0	23	0	0
320	**	WD PARTNERS, Dublin, Ohio†	AE	58.8	5.4	100	0	0	0	0	0	0	0	0
321	327	KIER & WRIGHT, Livermore, Calif.	E	58.7	0.0	52	2	2	6	12	5	19	0	0
322	276	ALFATECH CONSULTING ENGINEERS INC., San Jose, Calif.	E	58.6	0.0	55	0	0	0	0	0	0	0	45
323	332	WITHERSRAVENEL INC., Cary, N.C.	M	58.5	0.0	51	0	0	5	14	0	2	0	0
324	314	BSI ENGINEERING, Cincinnati, Ohio	AE	58.4	0.0	6	36	0	0	0	58	0	0	0
325	317	SMMA SYMMES MAINI & MCKEE ASSOCIATES, Cambridge, Mass.	AE	57.7	0.0	95	2	0	0	0	0	0	0	2
326	340	PROFESSIONAL ENGINEERING CONSULTANTS PA, Wichita, Kan.	E	57.6	0.0	40	12	7	9	7	4	21	0	0
327	310	MARTIN/MARTIN INC., Lakewood, Colo.†	E	57.5	0.0	62	7	0	5	4	5	11	0	2
328	316	WRIGHT-PIERCE, Topsham, Maine	E	57.5	0.0	0	0	0	30	64	1	5	0	0
329	**	INTERFACE ENGINEERING INC., Portland, Ore.	E	57.4	1.1	99	0	0	0	0	0	1	0	0
330	338	AI ENGINEERS INC., Middletown, Conn.	E	57.4	0.0	18	0	4	10	13	0	55	0	0
331	292	WALDEMAR S. NELSON AND CO. INC., New Orleans, La.	M	57.1	38.1	1	0	3	0	0	29	5	1	0
332	370	V3 COS., Woodridge, Ill.†	E	56.8	4.1	47	0	12	2	0	0	36	0	0
333	322	ENGLAND-THIMS & MILLER INC., Jacksonville, Fla.	E	56.7	0.0	75	0	2	0	0	0	22	0	0
334	372	BWBR, Saint Paul, Minn.	M	56.6	0.0	86	14	0	0	0	0	0	0	0
335	366	THE VERTEX COS. INC., Weymouth, Mass.†	E	56.4	5.6	55	7	0	0	0	9	24	6	0
336	325	MANHARD CONSULTING LTD., Lincolnshire, Ill.	E	56.0	0.0	80	0	0	0	0	19	1	0	0
337	412	CPH INC., Sanford, Fla.	M	55.4	4.6	50	0	0	28	13	0	3	0	0
338	**	THE RUDOLPH LIBBE COS. INC., Walbridge, Ohio†	EC	55.0	0.0	100	0	0	0	0	0	0	0	0
339	**	CT CONSULTANTS INC., Mentor, Ohio†	M	55.0	0.0	5	0	0	15	34	0	21	7	0
340	349	JORDAN & SKALA ENGINEERS, Norcross, Ga.	E	54.8	0.0	100	0	0	0	0	0	0	0	0
341	390	GALLOWAY & CO. INC., Greenwood Village, Colo.	AE	54.7	0.0	100	0	0	0	0	0	0	0	0
342	328	FUSS & O'NEILL INC., Manchester, Conn.†	E	54.7	0.0	24	5	2	14	9	8	20	4	0
343	313	QUINN EVANS, Ann Arbor, Mich.	M	54.6	0.0	59	0	0	0	0	0	2	0	0
344	402	JCJ ARCHITECTURE, Hartford, Conn.	A	54.6	0.0	100	0	0	0	0	0	0	0	0
345	385	TPG ARCHITECTURE LLP, New York, N.Y.	A	54.3	4.9	100	0	0	0	0	0	0	0	0
346	357	LMN ARCHITECTS, Seattle, Wash.	A	54.1	0.0	98	0	0	0	0	0	2	0	0
347	414	KENDALL/HEATON ASSOCIATES INC., Houston, Texas	A	54.0	0.0	100	0	0	0	0	0	0	0	0
348	355	SUNRISE ENGINEERING INC., Fillmore, Utah	E	53.7	0.0	42	0	0	5	9	20	10	0	0
349	430	POWERS BROWN ARCHITECTURE, Houston, Texas	M	53.6	1.2	90	10	0	0	0	0	0	0	0
350	339	DE CORP., Houston, Texas	M	53.1	0.0	0	0	0	30	17	0	27	0	0

FOOTNOTES: 301 = A/P; 305 = AE/GE/EN/P; 311 = EA/GE/EN/P; 313 = EC/GE/EN/P; 318 = EA/GE/EN/P; 319 = EA/P; 323 = E/EN/P/O; 331 = EA/EN/P; 334 = A/P; 337 = AE/GE/EN/P/O; 339 = EA/GE/EN/P; 343 = A/O; 349 = A/O; 350 = EA/P.

#357

HANDEL ARCHITECTS is designing Angel's Landing, a two-tower, 64-story, mixed-use development in Los Angeles.

RANK 2023	RANK 2022	FIRM	FIRM TYPE	2022 REVENUE \$ MIL.		GENERAL BUILDING	MANUFACTURING	POWER	WATER SUPPLY	SEWER / WASTE	INDUS. / PETROLEUM	TRANSPORTATION	HAZARDOUS WASTE	TELECOM
				TOTAL	INT'L									
351	361	M&S ENGINEERING, Spring Branch, Texas†	E	53.0	0.0	8	0	89	4	0	0	0	0	0
352	337	DAVIS PARTNERSHIP ARCHITECTS, Denver, Colo.	A	53.0	0.0	100	0	0	0	0	0	0	0	0
353	326	GEOCON, San Diego, Calif.	M	52.3	0.0	72	2	0	2	1	5	16	0	1
354	329	HILLIS-CARNES ENGINEERING ASSOCIATES INC., Annapolis Junction, Md.	M	52.2	0.0	100	0	0	0	0	0	0	0	0
355	309	HUNT GUILLOT & ASSOCIATES LLC, Ruston, La.	E	52.2	0.0	0	0	3	0	0	92	0	0	0
356	356	KAPUR & ASSOCIATES INC., Milwaukee, Wis.	M	51.7	0.0	5	0	21	1	3	13	57	1	0
357	**	HANDEL ARCHITECTS, New York, N.Y.	M	51.5	1.9	100	0	0	0	0	0	0	0	0
358	324	SHEPLEY BULFINCH, Boston, Mass.	A	51.5	0.0	100	0	0	0	0	0	0	0	0
359	331	PS&S, Warren, N.J.	M	51.3	0.0	45	0	12	2	7	20	14	0	0
360	351	PBS ENGINEERING AND ENVIRONMENTAL INC., Portland, Ore.	M	51.2	0.0	30	4	2	3	7	1	23	27	0
361	428	THERMALTECH ENGINEERING INC., Cincinnati, Ohio	E	51.2	0.0	2	50	0	0	8	39	0	0	0
362	358	THE BECK GROUP, Dallas, Texas	A	51.1	1.2	99	0	0	0	0	0	1	0	0
363	365	STELLAR, Jacksonville, Fla.	E	50.9	2.3	7	0	0	0	0	93	0	0	0
364	353	BSA LIFESTRUCTURES, Indianapolis, Ind.	M	50.3	0.0	100	0	0	0	0	0	0	0	0
365	368	FFKR ARCHITECTS, Salt Lake City, Utah	A	50.3	0.0	100	0	0	0	0	0	0	0	0
366	330	RETTEW ASSOCIATES INC., Lancaster, Pa.†	E	50.2	0.0	19	12	9	0	6	30	12	0	0
367	**	THE MILLER HULL PARTNERSHIP LLP, Seattle, Wash.	A	50.2	4.6	73	0	0	0	1	0	18	0	0
368	**	JEO INC., Wahoo, Neb.	M	50.1	0.0	26	0	3	25	8	0	39	0	0
369	**	DES ARCHITECTS + ENGINEERS, Redwood City, Calif.	AE	50.0	0.0	100	0	0	0	0	0	0	0	0
370	350	ARM GROUP ENTERPRISES INC., Hershey, Pa.†	E	50.0	0.0	12	13	5	2	40	1	17	0	0
371	360	HERBERT ROWLAND & GRUBIC INC., Harrisburg, Pa.	M	49.5	0.0	18	0	0	12	22	0	21	0	0
372	387	MATRIX TECHNOLOGIES INC., Maumee, Ohio	EAC	49.3	0.0	0	9	0	82	0	9	0	0	0
373	**	BOULDER ASSOCIATES, Boulder, Colo.	M	49.0	0.0	0	0	0	0	0	0	0	0	0
374	399	JLG ARCHITECTS, Minneapolis, Minn.†	A	49.0	0.0	100	0	0	0	0	0	0	0	0
375	277	NAC ARCHITECTURE, Spokane, Wash.	A	48.9	0.0	100	0	0	0	0	0	0	0	0
376	362	BOHANNAN HUSTON INC., Albuquerque, N.M.	E	48.5	0.0	10	14	0	13	12	0	24	0	0
377	367	HUBBELL ROTH & CLARK INC., Bloomfield Hills, Mich.	AE	48.2	0.0	4	0	1	15	23	8	45	0	0
378	449	RTM ENGINEERING CONSULTANTS LLC, Schaumburg, Ill.	E	48.2	0.0	95	4	0	0	0	0	1	0	0
379	336	SPEC SERVICES INC., Fountain Valley, Calif.	E	48.1	0.0	0	0	0	1	1	97	1	0	0
380	487	ARORA ENGINEERS LLC, Chadds Ford, Pa.†	E	47.9	0.0	4	0	0	0	0	0	96	0	0
381	481	SB ARCHITECTS, San Francisco, Calif.†	A	47.9	17.3	0	0	0	0	0	0	0	0	0
382	377	PRIMERA ENGINEERS LTD., Chicago, Ill.	AE	47.6	0.0	15	0	53	0	0	0	31	0	0
383	343	MODJESKI AND MASTERS INC., Mechanicsburg, Pa.†	E	47.4	0.0	0	0	0	0	0	0	100	0	0
384	401	BRIDGEFARMER & ASSOCIATES INC., Dallas, Texas	E	47.0	0.0	0	0	0	0	0	0	100	0	0
385	369	GRAEF, Milwaukee, Wis.	M	47.0	0.0	47	6	0	6	8	3	26	0	0
386	**	T. BAKER SMITH LLC, Houma, La.	M	46.9	0.0	5	3	11	6	3	42	20	1	8
387	**	TOLUNAY-WONG ENGINEERS INC., Houston, Texas	GE	46.7	0.0	36	0	0	0	0	64	0	0	0
388	393	WALLACE DESIGN COLLECTIVE, Tulsa, Okla.	M	46.4	0.0	99	0	0	0	0	0	1	0	0
389	420	BHDP ARCHITECTURE, Cincinnati, Ohio	A	46.4	0.0	85	15	0	0	0	0	0	0	0
390	406	VOCON, Cleveland, Ohio	A	46.4	0.0	100	0	0	0	0	0	0	0	0
391	344	BALA CONSULTING ENGINEERS, Wayne, Pa.	E	46.1	0.0	96	0	0	0	0	0	1	0	3
392	397	CTL ENGINEERING INC., Columbus, Ohio†	E	46.1	0.0	23	28	3	4	4	2	31	0	1
393	435	RRMM ARCHITECTS, Chesapeake, Va.	A	46.1	0.0	100	0	0	0	0	0	0	0	0
394	347	TAI ENGINEERING, Owings Mills, Md.	E	46.0	0.0	9	85	2	0	0	4	0	0	0
395	**	TNP INC., Fort Worth, Texas	E	46.0	0.0	30	1	5	0	9	0	55	0	0
396	454	FGM ARCHITECTS INC., Oak Brook, Ill.	A	46.0	0.0	100	0	0	0	0	0	0	0	0
397	416	DEKKER/PERICH/SABATINI LTD., Albuquerque, N.M.	M	45.9	0.0	100	0	0	0	0	0	0	0	0
398	378	RDG PLANNING & DESIGN, Des Moines, Iowa	A	45.8	0.0	97	0	0	0	0	0	1	0	0
399	391	MAZZETTI, San Francisco, Calif.	E	45.6	0.0	88	0	1	0	0	0	1	0	10
400	422	MBH ARCHITECTS, Alameda, Calif.	A	44.6	5.0	100	0	0	0	0	0	0	0	0

FOOTNOTES: 353 = GE/ENR; 354 = E/ENR; 355 = A/P/O; 356 = AE/ENR; 357 = A/P/O; 358 = AE/ENR; 359 = E/ENR; 360 = E/ENR; 361 = E/ENR; 362 = E/ENR; 363 = E/ENR; 364 = AE/P/O; 365 = AE/ENR; 366 = E/O; 367 = E/O; 368 = E/O; 369 = AE/P; 370 = E/ENR; 371 = E/ENR; 372 = E/ENR; 373 = E/O; 374 = E/O; 375 = E/O; 376 = E/ENR; 377 = E/ENR; 378 = E/ENR; 379 = E/ENR; 380 = E/ENR; 381 = E/ENR; 382 = E/ENR; 383 = E/ENR; 384 = E/ENR; 385 = E/ENR; 386 = E/ENR; 387 = E/ENR; 388 = E/ENR; 389 = E/ENR; 390 = E/ENR; 391 = E/ENR; 392 = E/ENR; 393 = E/ENR; 394 = E/ENR; 395 = E/ENR; 396 = E/ENR; 397 = E/ENR; 398 = E/ENR; 399 = E/ENR; 400 = E/ENR.

RANK 2023	RANK 2022	FIRM	FIRM TYPE	2022 REVENUE \$ MIL.		GENERAL BUILDING	MANUFACTURING	POWER	WATER SUPPLY	SEWER / WASTE	INDUS. / PETROLEUM	TRANSPORTATION	HAZARDOUS WASTE	TELECOM
				TOTAL	INT'L									
401	398	WK DICKSON & CO. INC., Charlotte, N.C.	E	44.5	0.0	1	0	0	21	27	8	24	0	3
402	373	HOUSTON ENGINEERING INC., Fargo, N.D.	M	44.4	0.0	0	0	0	18	9	0	23	0	0
403	**	TOOLE DESIGN, Silver Spring, Md.†	M	44.3	1.9	0	0	0	0	0	0	100	0	0
404	407	LOCHMUELLER GROUP INC., Evansville, Ind.†	E	43.7	0.0	0	0	0	0	24	0	69	0	0
405	459	KSA ENGINEERS INC., Longview, Texas	M	43.5	0.0	6	0	0	14	28	10	37	0	0
406	421	HIGHLAND ASSOCIATES, New York, N.Y.	AE	43.2	0.0	26	2	0	0	0	8	0	0	50
407	394	SANBORN HEAD & ASSOCIATES INC., Concord, N.H.	M	42.9	6.0	34	0	10	0	21	0	0	35	0
408	**	RINKER DESIGN ASSOCIATES PC, Manassas, Va.	M	42.3	0.0	5	0	2	2	0	0	86	0	0
409	371	LIONAKIS, Sacramento, Calif.	AE	42.3	0.0	100	0	0	0	0	0	0	0	0
410	453	STG DESIGN, Austin, Texas	A	42.2	0.0	100	0	0	0	0	0	0	0	0
411	400	OSBORN ENGINEERING, Cleveland, Ohio†	O	42.0	0.0	45	6	2	6	11	6	15	0	8
412	**	MITHUN, Seattle, Wash.	A	42.0	0.0	100	0	0	0	0	0	0	0	0
413	386	LEIGHTON GROUP, Irvine, Calif.†	M	41.9	0.0	100	0	0	0	0	0	0	0	0
414	**	T2 UTILITY ENGINEERS, Indianapolis, Ind.†	O	41.7	0.0	0	0	10	5	0	0	85	0	0
415	432	LJB ENGINEERING, Miamisburg, Ohio	E	41.7	0.0	9	0	0	6	1	21	18	0	0
416	396	TREANORHL, Lawrence, Kan.	M	41.6	1.2	95	0	0	1	0	3	0	0	0
417	448	RDC-SIII, Long Beach, Calif.	M	41.5	0.0	100	0	0	0	0	0	0	0	0
418	446	LORING CONSULTING ENGINEERS INC., New York, N.Y.	E	41.1	1.5	98	0	0	0	0	0	0	0	2
419	415	MCCLURE, Clive, Iowa	E	40.9	0.0	43	0	2	12	13	2	27	0	0
420	389	ZYSCOVICH ARCHITECTS, Miami, Fla.	A	40.9	0.0	99	0	0	0	0	0	1	0	0
421	427	DAHLIN ARCHITECTURE PLANNING INTERIORS, Pleasanton, Calif.	M	40.8	0.0	100	0	0	0	0	0	0	0	0
422	410	PLUMMER ASSOCIATES INC., Fort Worth, Texas	M	40.7	0.0	0	0	0	56	34	0	0	0	10
423	**	HOEFER WELKER, Leawood, Kan.	AE	40.7	0.0	100	0	0	0	0	0	0	0	0
424	413	ROWE PROFESSIONAL SERVICES CO., Flint, Mich.	M	40.6	0.0	1	0	1	4	4	12	61	0	0
425	379	KRAZAN & ASSOCIATES, Clovis, Calif.	M	40.4	0.0	66	2	4	5	1	4	11	6	0
426	426	MG ENGINEERING DPC, New York, N.Y.	E	40.4	0.0	100	0	0	0	0	0	0	0	0
427	376	TAIT, Santa Ana, Calif.	O	40.4	0.0	57	0	6	4	0	7	5	2	19
428	405	CRAFTON TULL, Rogers, Ark.	M	40.4	0.0	37	1	1	1	6	16	22	0	0
429	354	MCLAREN ENGINEERING GROUP, Woodcliff Lake, N.J.	EC	40.3	0.0	51	0	4	0	0	0	41	0	4
430	403	NEWCOMB & BOYD, Atlanta, Ga.	E	40.3	0.0	91	0	0	0	0	0	4	0	5
431	346	HEAPY, Dayton, Ohio	E	39.7	0.0	92	6	0	0	0	0	2	0	0
432	374	BOSWELL ENGINEERING INC., South Hackensack, N.J.	E	39.7	0.0	3	0	22	4	7	0	62	1	0
433	429	WHITNEY BAILEY COX & MAGNANI LLC, Baltimore, Md.	AE	39.6	0.0	24	0	0	2	0	15	59	0	0
434	456	E.L. ROBINSON ENGINEERING CO., Charleston, W.Va.†	E	39.3	0.0	0	0	0	10	11	3	74	0	0
435	**	MACKAY & SOMPS CIVIL ENGINEERS INC., Pleasanton, Calif.	M	39.0	0.0	0	0	0	0	0	0	0	0	0
436	348	LHB INC., Duluth, Minn.†	AE	39.0	0.0	46	0	0	0	0	28	18	0	0
437	458	PVE LLC, Sewickley, Pa.	M	39.0	0.0	100	0	0	0	0	0	0	0	0
438	439	TRAFFIC PLANNING AND DESIGN INC., Pottstown, Pa.	E	38.9	0.0	0	0	0	0	0	0	100	0	0
439	**	LORD AECK SARGENT, Atlanta, Ga.	M	38.8	0.0	100	0	0	0	0	0	0	0	0
440	404	GFF, Dallas, Texas	M	38.5	0.0	100	0	0	0	0	0	0	0	0
441	438	GATEWAY ENGINEERS, Pittsburgh, Pa.	E	38.4	0.0	21	0	0	9	26	27	1	0	0
442	**	HVJ ASSOCIATES, Houston, Texas	M	38.4	0.0	3	0	0	9	7	0	76	0	0
443	363	STEINBERG HART, Los Angeles, Calif.	A	38.3	0.0	100	0	0	0	0	0	0	0	0
444	417	CTL THOMPSON INC., Centennial, Colo.†	E	37.8	0.0	23	2	0	1	0	0	5	0	0
445	411	RJN GROUP INC., Downers Grove, Ill.	E	37.8	0.0	0	0	0	2	98	0	0	0	0
446	485	HASTINGS ARCHITECTURE LLC, Nashville, Tenn.	A	37.7	0.0	100	0	0	0	0	0	0	0	0
447	471	RULE JOY TRAMMELL + RUBIO LLC, Atlanta, Ga.	A	37.7	0.0	100	0	0	0	0	0	0	0	0
448	**	METRIC ENGINEERING INC., Miami, Fla.	E	37.7	0.0	0	0	0	0	0	0	100	0	0
449	434	KAHLER SLATER, Milwaukee, Wis.	A	37.6	0.0	100	0	0	0	0	0	0	0	0
450	**	COMMONWEALTH ASSOCIATES INC., Jackson, Mich.	E	37.4	0.0	0	0	99	0	0	0	0	0	1

FOOTNOTES: 402 = E/GS/ENV; 403 = E/P; 405 = AE/P; 407 = E/GS/ENV; 408 = E/GS/ENV; 409 = AE/P; 411 = A/P; 412 = E/GS/ENV; 413 = E/GS/ENV; 414 = E/GS/ENV; 415 = E/GS/ENV; 416 = AE/P; 417 = A/P; 421 = A/P; 422 = E/GS/ENV; 423 = E/GS/ENV; 424 = E/P/O; 425 = E/GS/ENV; 428 = E/GS/ENV; 429 = E/GS/ENV; 430 = E/P/O; 431 = E/GS/ENV; 432 = E/GS/ENV; 433 = E/GS/ENV; 434 = E/P/O; 435 = E/GS/ENV; 436 = E/GS/ENV; 437 = E/GS/ENV; 438 = E/GS/ENV; 439 = E/GS/ENV; 440 = E/GS/ENV; 441 = E/GS/ENV; 442 = E/GS/ENV; 443 = E/GS/ENV; 444 = E/GS/ENV; 445 = E/GS/ENV; 446 = E/GS/ENV; 447 = E/GS/ENV; 448 = E/GS/ENV; 449 = E/GS/ENV; 450 = E/GS/ENV.

#453

LAWRENCE GROUP now has as part of its organization fellow St. Louis, Mo., design firm KWK Architects, based on a March transaction.

RANK 2023	RANK 2022	FIRM	FIRM TYPE	2022 REVENUE \$ MIL.		GENERAL BUILDING	MANUFACTURING	POWER	WATER SUPPLY	SEWER / WASTE	INDUS. / PETROLEUM	TRANSPORTATION	HAZARDOUS WASTE	TELECOM
				TOTAL	INT'L									
451	437	TOWERPINKSTER, Kalamazoo, Mich.	M	37.3	0.0	83	11	0	0	0	0	6	0	0
452	440	GBBN, Cincinnati, Ohio	A	37.0	1.8	100	0	0	0	0	0	0	0	0
453	460	LAWRENCE GROUP, St. Louis, Mo.†	A	37.0	0.0	100	0	0	0	0	0	0	0	0
454	341	WILEY WILSON, Lynchburg, Va.	AE	36.5	0.0	63	0	10	1	3	5	2	0	7
455	**	HANBURY EVANS WRIGHT VLATTAS + CO., Norfolk, Va.	M	35.4	0.0	100	0	0	0	0	0	0	0	0
456	475	MUESER RUTLEDGE CONSULTING ENGINEERS PLLC, New York, N.Y.	E	35.3	0.0	33	10	11	11	11	11	12	0	0
457	450	DUNHAM ASSOCIATES, Minneapolis, Minn.	E	35.1	0.0	100	0	0	0	0	0	0	0	0
458	418	KS ENGINEERS PC, Newark, N.J.	E	35.0	0.0	0	0	0	0	0	0	100	0	0
459	**	ARCHITECTURAL NEXUS INC., Salt Lake City, Utah	M	35.0	0.0	97	3	0	0	0	0	0	0	0
460	425	REBEL DESIGN+GROUP, Marina Del Rey, Calif.†	M	34.8	17.6	6	0	0	0	0	0	0	0	0
461	392	MACGREGOR ASSOCIATES ARCHITECTS INC., Atlanta, Ga.	A	34.8	0.0	100	0	0	0	0	0	0	0	0
462	436	DONOHUE & ASSOCIATES INC., Sheboygan, Wis.	E	34.7	0.0	0	0	0	25	74	0	0	0	0
463	452	VEENSTRA & KIMM INC., West Des Moines, Iowa†	AE	34.7	0.0	0	0	0	14	42	0	39	0	0
464	419	D&B ENGINEERS AND ARCHITECTS DPC, Woodbury, N.Y.	AE	34.6	0.0	0	0	0	30	43	0	12	15	0
465	469	CSO, Indianapolis, Ind.	M	34.6	0.0	100	0	0	0	0	0	0	0	0
466	455	WALLACE MONTGOMERY & ASSOCIATES LLP, Hunt Valley, Md.	E	34.2	0.0	0	0	0	11	2	0	87	0	0
467	443	THE EADS GROUP INC., Altoona, Pa.	AE	33.9	0.0	4	0	0	19	29	5	32	0	0
468	433	GROUP 70 INTERNATIONAL INC. DBA G70, Honolulu, Hawaii	AE	33.7	4.2	96	0	3	0	0	0	1	0	0
469	423	JONES EDMUNDS & ASSOCIATES INC., Gainesville, Fla.†	E	33.7	0.0	0	0	0	7	62	0	25	1	0
470	**	BASKERWILL, Richmond, Va.	M	33.6	4.9	95	0	0	0	0	5	0	0	0
471	494	FEHR GRAHAM - ENGINEERING & ENVIRONMENTAL, Freeport, Ill.	M	33.5	0.0	13	0	0	0	43	0	15	0	0
472	**	GOETTSCHE PARTNERS, Chicago, Ill.	A	33.4	10.9	100	0	0	0	0	0	0	0	0
473	**	CRABTREE ROHRBAUGH & ASSOCIATES, Mechanicsburg, Pa.	A	33.4	0.0	100	0	0	0	0	0	0	0	0
474	380	LANDRUM & BROWN INC., Cincinnati, Ohio†	O	33.2	6.0	0	0	0	0	0	0	100	0	0
475	473	LAMP RYNEARSON INC., Omaha, Neb.	AE	33.0	0.0	62	0	1	3	12	5	18	0	0
476	474	BUILDING & EARTH SCIENCES INC., Birmingham, Ala.	GE	32.9	0.0	43	0	11	0	0	10	5	0	0
477	478	ENVIRONMENTAL DESIGN AND RESEARCH (EDR), Syracuse, N.Y.	M	32.8	0.0	8	0	64	10	11	0	2	0	0
478	**	ROCKFORD CONSTRUCTION CO., Grand Rapids, Mich.	E	32.8	0.0	95	5	0	0	0	0	0	0	0
479	**	GRIMM + PARKER ARCHITECTS, Tysons, Va.†	A	32.6	0.0	100	0	0	0	0	0	0	0	0
480	463	BETA GROUP INC., Lincoln, R.I.	E	32.4	0.0	0	0	0	5	22	0	60	0	0
481	441	MCMAHON ASSOCIATES INC., Neenah, Wis.†	M	32.4	0.0	6	12	7	12	20	2	9	0	2
482	497	WDG, Washington, D.C.†	M	32.4	0.0	100	0	0	0	0	0	0	0	0
483	445	ARRAY ARCHITECTS, Conshohocken, Pa.	A	32.2	0.0	100	0	0	0	0	0	0	0	0
484	490	C&I ENGINEERING, Louisville, Ky.	E	32.1	0.0	0	0	0	0	0	100	0	0	0
485	461	CDG INC., Andalusia, Ala.	E	31.8	0.0	19	0	2	6	12	50	7	0	0
486	472	LANIER & ASSOCIATES CONSULTING ENGINEERS INC., New Orleans, La.	E	31.8	0.0	0	0	0	0	0	0	100	0	0
487	464	FRENCH & PARRELLO ASSOCIATES, Wall Township, N.J.	M	31.7	0.0	38	6	11	6	3	0	21	0	14
488	467	KZF DESIGN, Cincinnati, Ohio	AE	31.4	0.0	100	0	0	0	0	0	0	0	0
489	500	TAYLOR DESIGN, Irvine, Calif.	M	31.3	0.0	100	0	0	0	0	0	0	0	0
490	486	HUSSEY GAY BELL, Savannah, Ga.	AE	31.3	0.0	38	16	0	11	13	0	10	0	0
491	451	ALLIANCE, Minneapolis, Minn.	A	31.0	0.0	35	0	0	0	0	0	65	0	0
492	424	WENDEL, Williamsville, N.Y.†	M	31.0	0.0	54	1	3	0	9	0	1	0	0
493	462	GMB ARCHITECTURE + ENGINEERING, Holland, Mich.	AE	30.8	0.0	100	0	0	0	0	0	0	0	0
494	468	DOKKEN ENGINEERING, Folsom, Calif.	E	30.6	0.0	0	0	0	0	0	0	100	0	0
495	483	FCA (FRANCIS CAUFFMAN ARCHITECTS), Philadelphia, Pa.	M	30.2	0.0	100	0	0	0	0	0	0	0	0
496	**	SMALLWOOD, Atlanta, Ga.	A	30.1	4.2	100	0	0	0	0	0	0	0	0
497	476	LRK INC., Memphis, Tenn.	M	30.1	0.0	100	0	0	0	0	0	0	0	0
498	457	STEWART, Raleigh, N.C.	M	29.4	0.0	41	5	0	7	7	0	12	0	0
499	**	DENHAM-BLYTHE CO., Lexington, Ky.	EC	29.0	0.0	5	24	0	0	0	43	0	28	0
500	388	FENTRESS ARCHITECTS, Denver, Colo.	A	28.9	0.0	55	0	0	0	0	0	45	0	0

FOOTNOTES: 451 = AE/P; 455 = AP; 459 = AP; 460 = A/O; 465 = A/O; 470 = AE/P/O; 471 = E/ENV; 477 = E/ENV/P/O; 481 = EAC/GS/ENV/P; 482 = A/P; 487 = E/G/ENV/P; 489 = A/P; 492 = AE/P; 495 = A/P/O; 497 = A/P/O; 498 = E/P/O;

Where To Find the Top 500

FIRM	RANK	FIRM	RANK	FIRM	RANK	FIRM	RANK
A							
AECOM	2	Carollo Engineers	60	EnSafe Inc.	293	Hazen and Sawyer	55
Affiliated Engineers Inc.	126	CDG Inc.	485	EUA (Eppstein Uhen Architects Inc.)	284	HBK Engineering LLC	182
AI Engineers Inc.	330	CDI Engineering Solutions	258	ESP Associates Inc.	209	HDR	6
AKF Group	303	CDM Smith	24	David Evans Enterprises Inc.	107	HEAPY	431
AKRF Inc.	270	CESO Inc.	260	EwingCole	174	Henderson Cos.	140
Alfatech Consulting Engineers Inc.	322	CHA Consulting Inc. (CHA)	69	EXP	25	Herbert Rowland & Grubic Inc.	371
Alliance	491	Civil & Environmental Consultants Inc.	98	Exyte Americas Holding Inc.	268	The HFW Cos.	281
American Engineering Testing Inc.	313	Clark Nexsen	240	F		HGA	111
American Structurepoint	151	CMTA Inc.	165	Farnsworth Group Inc.	213	Highland Associates	406
Anvil Corp.	261	CO Architects	259	FCA (Francis Cauffman Architects)	495	Hillis-Carnes Engineering Associates Inc.	354
Arcadis North America	12	Cobb Fendley & Associates Inc.	183	Fehr & Peers	273	HKS	43
AO	185	Coffman Engineers Inc.	161	Fehr Graham - Engineering & Environmental	471	HLW	298
Architectural Nexus Inc.	459	Colliers Engineering & Design	52	Fentress Architects	500	HMC Architects	170
Ardurra Group Inc.	89	Collins Engineers Inc.	288	FFKR Architects	365	HNTB Cos.	13
ARM Group Enterprises Inc.	370	Commonwealth Associates Inc.	450	FGM Architects Inc.	396	Hoefler Welker	423
Arora Engineers LLC	380	Congruex	132	Fishbeck	201	HOK	44
Arquitectonica	192	CONSOR	77	Flad Architects	147	Hord Coplan Macht	212
Array Architects	483	Cooper Carry	221	Fluor	3	Horrocks Engineers	135
Arup	38	Core States Group	206	Foth Cos.	109	Houston Engineering Inc.	402
Atwell LLC	74	Corgan	70	Freese and Nichols Inc.	108	Hubbell Roth & Clark Inc.	377
Audubon	114	CPH Inc.	337	French & Parrello Associates	487	Huit-Zollars Inc.	188
Ayers Saint Gross	301	CPL	278	Fuss & O'Neill Inc.	342	Humphreys & Partners Architects	241
Ayres	311	Crabtree Rohrbaugh & Associates	473	G		Hunt Guillot & Associates LLC	355
		Crafton Tull	428	Group 70 International Inc. dba G70	468	Hussey Gay Bell	490
		Crawford Murphy & Tilly Inc.	224	GAI Consultants Inc.	173	HVJ Associates	442
		CRB	97	Galloway & Co. Inc.	341		
B		CSO	465	Gannett Fleming	26	I	
Michael Baker International	31	CT Consultants Inc	339	Garver	96	IMEG Corp.	57
Bala Consulting Engineers	391	Cushing Terrell	220	Gateway Engineers	441	Infrastructure Consulting & Engineering PLLC	198
Ballinger	219	CTL Engineering Inc.	392	GBA (George Butler Associates)	276	Interface Engineering Inc.	329
Barge Design Solutions	169	CTL Thompson Inc.	444	GBBN	452	Intertek-PSI	23
Barr Engineering Co.	113	Cunningham	272	GEI Consultants Inc.	91	Introba Inc.	154
Barry-Wehmiller Design Group	90	D		Genesis AEC	262	IPS-Integrated Project Services LLC	80
Bartlett & West Inc.	290	D&B Engineers and Architects DPC	464	Gensler	11	ISG	242
Barton & Loguidice DPC	294	D'Amato Conversano Inc. dba DCI Engineers	255	Geo-Logic Associates Inc.	299		
Baskerville	470	Dahlin Architecture Planning Interiors	421	Geocon	353	J	
Baxter & Woodman Inc.	291	LEO A DALY	199	GeoEngineers Inc.	229	J-U-B Engineers Inc.	237
BCC Engineering Inc.	249	DE Corp.	350	Geosyntec Consultants	40	Jacobs Solutions Inc.	1
Beam Longest & Neff	187	Degenkolb Engineers	309	GFF	440	Jaros Baum & Bolles	222
Bechtel	19	Davis Partnership Architects	352	Ghafari Associates LLC	137	JCI Architecture	344
The Beck Group	362	DCCM	129	GHD	28	Jensen Hughes	86
Benesch	101	Dekker/Perich/Sabatini Ltd.	397	GIMB Architecture + Engineering	493	JEO Inc.	368
BETA Group Inc.	480	Denham-Blythe Co.	499	Goettsch Partners	472	JLG Architects	374
BGE Inc.	105	Dennis Group	177	Goodwyn Mills and Cawood Inc.	163	Johnson Mirmiran & Thompson Inc. (JMT)	59
BHDP Architecture	389	DES Architects + Engineers	369	GPD Group	158	Jones Edmunds & Associates Inc.	469
BKF Engineers	160	DeSimone Consulting Engineers	271	GRAEF	385	Jordan & Skala Engineers	340
BL Cos. Inc.	205	Dewberry	34	Greeley and Hansen	251		
Black & Veatch	14	DGA planning architecture interiors	218	HR GREEN INC.	168	K	
Bohannon Huston Inc.	376	WK Dickson & Co. Inc.	401	GreenbergFarrow	306	Kahler Slater	449
Bolton & Menk Inc.	131	DLR Group	66	Greenman-Pedersen Inc. (GPI)	118	Kapur & Associates Inc.	356
Boswell Engineering Inc.	432	DLZ Corp.	139	Gresham Smith	78	KCI Technologies Inc.	48
Boulder Associates	373	Dokken Engineering	494	Grimm + Parker Architects	479	Kendall/Heaton Associates Inc.	347
Bowman Consulting Group	87	Donohue & Associates Inc.	462	GZA	143	Kennedy/Jenks Consultants Inc.	254
BRI+A Consulting Engineers	167	DOWL	197	H		Kier & Wright	321
Braun Intertec	117	DRMP Inc.	225	H2M architects + engineers	217	Kiewit Corp.	18
Bridgefarmer & Associates Inc.	384	Dunham Associates	457	Haley & Aldrich Inc.	118	Kimley-Horn	9
Brown and Caldwell	41	E		Half	85	Kirksey Architects Inc.	314
BRPH Cos. Inc.	279	EA Engineering Science and Tech. Inc.	138	Hanbury Evans Wright Vlattas + Co.	455	Kisinger Campo & Associates Corp	297
BSA LifeStructures	364	The EADS Group Inc.	467	Handel Architects	357	Kleinfelder	42
BSI Engineering	324	Engineering Consulting Services (ECS)	61	Hanson Professional Services Inc.	186	KLJ	208
Building & Earth Sciences Inc.	476	Environmental Design and Research (EDR)	477	Hardesty & Hanover LLC	157	Kohn Pedersen Fox	124
Burgess & Niple Inc.	194	Electrical Consultants Inc.	156	Hargrove Engineers + Constructors	51	KPFF Consulting Engineers	99
The Burke Group Ltd.	181	Elkus Manfredi Architects	195	HED	189	Krazan & Associates	425
Burns & McDonnell	7	EMH&T	283	Hart Howerton	239	KS Engineers PC	458
Burns Engineering Inc.	257	EN Engineering LLC	45	Haskell	227	KSA Engineers Inc.	405
BWBR	334	ENERCON	82	Hastings Architecture LLC	446	KTGY	172
		England-Thims & Miller Inc.	333			KZF Design	488
		Ennead Architects LLC	286				
C							
C&I Engineering	484						
CannonDesign	71						

Where To Find the Top 500

FIRM	RANK	FIRM	RANK	FIRM	RANK	FIRM	RANK				
L		Network Connex	263	Rule Joy Trammell + Rubio LLC	447	TowerPinkster	451				
LaBella Associates DPC	130	Newcomb & Boyd	430	S	TPG Architecture LLP	345					
Lamp Rynearson Inc.	475	Niles Bolton Associates	300		S&B Engineers and Constructors Ltd.	53	Traffic Planning and Design Inc.	438			
Landrum & Brown Inc.	474	Ninyo & Moore Geotech. & Enviro. Sciences	202		S&M E	127	TranSystems	65			
LANGAN	46	NORR	125		The S/L/A/M Collaborative	244	TRC Cos. Inc.	16			
Lanier & Associates Consulting Engineers Inc.	486	NOVA Engineering & Environmental LLC	234		Salas O'Brien	54	TreanorHL	416			
Larson Design Group Inc.	266	NV5 Global Inc.	22		SAM LLC	88	TTL Inc.	296			
Lawrence Group	453	O			Sanborn Head & Associates Inc.	407	Twining Inc.	243			
Leidos	17		OHM Advisors		226	Sargent & Lundy	29	TYLin	32		
Leighton Group	413		Olsson Inc.		73	SB Architects	381	U			
LHB Inc.	436		Orbital Engineering Inc.		203	Schnabel Engineering	204		Ulteig Engineers Inc.	123	
Lionakis	409		Osborn Engineering	411	SCS Engineers	50	United Engineers & Constructors Inc.		252		
Little Diversified Architectural Consulting Inc.	275		Otak Inc.	207	Shannon & Wilson Inc.	236	Universal Engineering Sciences		36		
LJA Engineering	64		P		Shepley Bulfinch	358	V				
LJB Engineering	415			P2S Inc.	308	Shive-Hattery			223	V3 Cos.	332
LMN Architects	346			Page Sutherland Page Inc.	39	Short Elliott Hendrickson Inc. (SEH)			153	Vanderweil Engineers	196
Lochmueller Group Inc.	404			Pape-Dawson Engineers Inc.	112	Simpson Gumpertz & Heger			134	Veenstra & Kimm Inc.	463
HW Lochner Inc.	128	Parametrix		152	Skidmore Owings & Merrill	68			Verdantas	149	
Lockwood Andrews & Newnam Inc.	319	Parkhill		210	SMALLWOOD	496			The Vertex Cos. Inc.	335	
LRK Inc.	497	Parsons Corp.		15	SME	287		VHB	58		
Lord Aeck Sargent	439	Partner Engineering and Science Inc.		95	Smith Seckman Reid Inc.	200		VLK Architects Inc.	282		
Loring Consulting Engineers Inc.	418	Patrick Engineering Inc.		250	T. Baker Smith LLC	386		Vacon	390		
LPA Inc.	191	PBK		110	SmithGroup	63		Volkert Inc.	100		
LS3P	176	PBS Engineering and Environmental Inc.	360	SMMA Symmes Maini & McKee Associates	325	W					
M		Pennoni	102	SNC-Lavalin Group	21		Wade Trim	184			
	M&S Engineering	351	Perkins Eastman	84	Solomon Cordwell Buenz (SCB)		193	Walker Consultants	274		
	Macgregor Associates Architects Inc.	461	Perkins&Will	30	SPEC Services Inc.		379	Wallace Design Collective	388		
	MacKay & Soms Civil Engineers Inc.	435	PGAL	164	SRF Consulting Group Inc.		295	Wallace Montgomery & Associates LLP	466		
	Magnusson Klemencic Associates	307	Plummer Associates Inc.	422	SSEO Group		115	Walter P Moore	150		
	Manhard Consulting Ltd.	336	Pond and Co.	141	Stanley Consultants		116	Ware Malcomb	103		
	The Mannik & Smith Group Inc.	310	Populous	104	Stantec Inc.		8	WATG	233		
	Martin/Martin Inc.	327	POWER Engineers Inc.	27	Steinberg Hart		443	WD Partners	320		
	Matrix Technologies Inc.	372	Powers Brown Architecture	349	Stellar		363	WDG	482		
	Mazzetti	399	PRIME AE Group Inc.	248	Robert A.M. Stern Architects	264	Wendel	492			
MBH Architects	400	Primera Engineers Ltd.	382	Stewart	498	Weston & Sampson	142				
McAdams	269	Professional Engineering Consultants PA	326	STG Design	410	Westwood Professional Services	79				
McClure	419	PS&S	359	Strand Associates Inc.	179	WGI Inc.	171				
McCormick Taylor Inc.	235	PSOMAS	144	Stratus Team LLC	214	Whitman Requardt and Associates LLP	119				
McKim & Creed	155	PVE LLC	437	STUDIOS architecture	267	Whitney Bailey Cox & Magnani LLC	433				
McLaren Engineering Group	429	Q		STV	37	WileyWilson	454				
McMahon Associates Inc.	481		Quiddity Engineering	145	Summit Design and Engineering PLLC	305	Willdan	49			
ME Engineers	304		Quinn Evans	343	Sunrise Engineering Inc.	348	Wilson & Co. Inc. Engineers & Architects	180			
Mead & Hunt Inc.	83		R		SWCA Environmental Consultants	120	Wiss Janney Elstner Associates	121			
Merrick & Co.	92			Raba Kistner Inc.	175	Syska Hennessy Group	166	WithersRavenel Inc.	323		
Mesa Associates Inc.	136			Ramboll	47	SYSTRA USA	316	Wold Architects and Engineers	277		
Metric Engineering Inc.	448			RATIO	315	T	T&M Associates	280	Wood PLC	35	
MG Engineering DPC	426			RDC-SIII	417		T2 Utility Engineers	414	Wood Rodgers Inc.	245	
MG2	230			RDG Planning & Design	398		TAI Engineering	394	Woodard & Curran	75	
Milhouse Engineering & Construction Inc.	318			Rebel Design+Group	460		TAIT	427	Woolpert Inc.	56	
The Miller Hull Partnership LLP	367	Remington & Vernick Engineers Inc.		256	Taylor Design		489	Worley	10		
Mithun	412	RETTW Associates Inc.		366	Tectonic Eng'g Consult. Geologists & Surveyors		216	Wright-Pierce	328		
Modjeski and Masters Inc.	383	Rinker Design Associates PC.		408	Terracon Consultants Inc.		20	WSB	178		
Moffatt & Nichol	81	RJN Group Inc.	445	Tetra Tech	4		WSP USA	5			
Moody Nolan	238	RK&K	76	ThermalTech Engineering Inc.	361		Wunderlich-Malec Engineering Inc.	190			
MOREgroup	106	RMA Cos.	146	A. Morton Thomas and Associates Inc.	253		Y				
Morrison Hershfield	148	RMF Engineering Inc.	302	Mark Thomas	247	The Yates Cos. Inc.		159			
Morrison-Maierle Inc.	317	E.L. Robinson Engineering Co.	434	I. C. Thomasson Associates Inc.	265	Z					
Moseley Architects	246	Rockford Construction Co.	478	Thompson Engineering	211			Zachry Group	162		
Mott MacDonald	33	ROWE Professional Services Co.	424	Thornton Tomasetti	67			ZGF	93		
ms consultants inc.	292	RRC Power & Energy LLC	289	Tighe & Bond Inc.	228			Zyscovich Architects	420		
MSA Professional Services	312	RRMM Architects	393	Timmons Group	133						
Mueser Rutledge Consulting Engineers PLLC	456	RS&H Inc.	62	TKDA	285						
N		RSP	231	TLC Engineering Solutions	215						
	NAC Architecture	375	RTM Engineering Consultants LLC	378	TNP Inc.			395			
	NBBJ	94	The Rudolph Libbe Cos. Inc.	338	Tolunay-Wong Engineers Inc.		387				
	Neel-Schaffer Inc.	232			Toole Design		403				
	Waldemar S. Nelson and Co. Inc.	331			Tower Engineering Professionals	122					

2023 Top 500 Design Firms – Subsidiaries by Rank

Rank Company Subsidiary

Rank Company Subsidiary

1 Jacobs Solutions Inc.
 100.00% Jacobs Clean Energy International Limited
 Aquenta Consulting Pty Ltd.
 CODE II International Assurance Ltd.
 CODE International Assurance Ltd.
 Energy, Safety and Risk Consultants (UK) Limited
 Jacobs (Thailand) Co., Ltd.
 Jacobs Architecture (Australia) Pty Ltd.
 Jacobs Australia Holdings Company Pty Ltd.
 Jacobs Clean Energy Limited
 Jacobs Consulting Services Sdn Bhd
 Jacobs E&C Australia Pty Ltd.
 Jacobs E&C Limited
 Jacobs Engineering España, S.L.U.
 Jacobs Engineering Group Inc.
 Jacobs Engineering Group Malaysia Sdn Bhd
 Jacobs Engineering Inc.
 Jacobs Engineering Services Sdn Bhd
 Jacobs Europe Holdco Limited
 Jacobs Field Services Limited
 Jacobs Government Services Company
 Jacobs Group (Australia) Pty Ltd.
 Jacobs Group Australia Holding Ltd.
 Jacobs Group Australia Investments Pty Ltd.
 Jacobs Merrion Finance Unlimited Company
 Jacobs New Zealand Limited
 Jacobs Project Management Australia Pty Ltd.
 Jacobs Projects (Philippines) Inc.
 Jacobs Switzerland GmbH
 Jacobs U.K. Limited
 Jacobs UK Holdings Limited
 PT Jacobs Group Indonesia
 Perunding Mahir Bersatu Sdn Bhd
 Sinclair Knight Merz (Hong Kong) Limited
 Sinclair Knight Merz (Ireland) Ltd.
 Sinclair Knight Merz (Kenya) Limited
 Sinclair Knight Merz Consulting (India) Private Ltd.
 Sinclair Knight Merz International (Hong Kong) Ltd

Sinclair Knight Merz International Holdings LLC
 Sinclair Knight Merz Management Pty Ltd.

3 Fluor
 Fluor Constructors Intenational Inc
 Fluor Enterprises Inc.

6 HDR
 HDR Architects Associates, Inc.
 HDR Architecture, Inc.
 HDR China Co. Ltd.
 HDR Construction Control Corp.
 HDR Consulting Limited
 HDR Corp.
 HDR Corp. Pty. Ltd.
 HDR Engineering, Inc.
 HDR Environmental, Operations and Construction
 HDR Middle East LLC
 HDR Security Operations Inc.

7 Burns & McDonnell
 AZCO

8 Stantec Inc.
 Cardno Inc
 Stantec Architecture Inc
 Stantec Consulting Michigan Inc
 Stantec Consulting Services Inc
 Stantec Planning and Landscape Architecture P.C

10 Worley
 Advisian Group LLC
 INTECSEA Inc
 Worley Alaska Inc
 Worley Engineering Services
 Worley Field Services

2023 Top 500 Design Firms – Subsidiaries by Rank

Rank Company Subsidiary

- Worley Group Inc
Worley International Inc
- 14 Black & Veatch**
Black & Veatch Construction, Inc.
Black & Veatch Corporation
Black & Veatch International
Black & Veatch LTD of Michigan
Black & Veatch Management Consulting, LLC
Black & Veatch New York LLP
Black & Veatch Special Projects Corp
Overland Contracting, Inc.
- 15 Parsons Corp.**
Parsons Environment & Infrastructure
Parsons Government Services
Parsons Transportation
- 18 Kiewit Corp.**
Cherne Contracting Corporation
Construction Kiewit Cie
Foundations West Construction ULC
Ganotec Inc
Kiewit Building Group Inc
Kiewit Construction Services ULC
Kiewit Engineering Group Inc
Kiewit Foundations Co
Kiewit Infrastructure Co
Kiewit Infrastructure South Co
Kiewit Infrastructure West Co
Kiewit Nuclear Solutions Co
Kiewit Offshore Services, Ltd
Kiewit Power Constructors Co
Kiewit Water Facilities South Co
Mass. Electric Construction Co
Peter Kiewit Sons ULC
TIC - The Industrial Company
- 19 Bechtel**
BNT International Company

Rank Company Subsidiary

- Bechtel Construction Operation, Inc.
Bechtel Corporation
Bechtel Global Energy, Inc.
Bechtel Global Infrastructure & Minerals Inc.
Bechtel India Private Ltd.
Bechtel Nuclear, Security & Environmental, Inc.
- 20 Terracon Consultants Inc.**
Argus Pacific, Inc.
Building Exterior Solutions, Inc.
Burluson Consulting, Inc.
CHJ Consultants, Inc.
Earth Exploration, Inc.
Environmental Planning Group LLC
Environmental Services, Inc.
GeoCapitol Engineering LLC
GeoConcepts Engineering Inc.
Geotechnical & Environmental Consultants, Inc.
Geotechnical Environmental and Testing Solutions, Inc.
Mayes Testing Engineers, Inc.
NORCAL Geophysical Consultants, Inc.
Neil O. Anderson & Associates, Inc.
Pivvot Inc.
Skelly & Loy, Inc.
Sport Environmental Services LLC
St. John-Mittelhauser & Associates, Inc.
TAM Consultants, Inc.
Terracon Consultants (Canada), Inc.
Terracon Consultants, - MI, Inc.
Terracon Consultants, - NY, Inc.
Wang Engineering, Inc.
- 21 SNC-Lavalin Group**
Atkins Energy Federal EPC, Inc.
Atkins Energy Global Solutions LLC
Atkins Nuclear Secured, LLC
Data Transfer Solutions
FAITHFUL + GOULD, LLC
Isotek Systems, LLC

2023 Top 500 Design Firms – Subsidiaries by Rank

Rank Company Subsidiary

SNC - LAVALIN ENGINEERS & CONSTRUCTORS
INC. USD
SNC-LAVALIN CONSTRUCTORS INC.
SNC-LAVALIN MAJOR PROJECTS (ONTARIO)
INC.
SNC-LAVALIN PROJECT SERVICES INC.
The Atkins North America Holdings
Corporation
US Energy JVs

22 NV5 Global Inc.

A1 Asia Limited
AT Advanced Technologies Asia Pacific PTE.
LTD.
Alta Environmental, L.P.
Bock and Clark Corporation
CHI Engineering Services, Inc.
CivilSource, Inc.
Continental Mapping Acquisition Corp.
Dade Moeller and Associates, Inc.
Energenz Consulting Limited
Energenz Consulting Limited
GeoDesign, Inc.
Geodynamics, LLC
Geospatial Holdings, Inc.
Holdrege and Kull Consulting Engineers
IDA Engineering Private Limited
Industrial Design Associates International
Limited
JBA Consulting Engineers, Inc.
Marron and Associates, Inc.
NV5 Consultants, Inc.
NV5 Holdings, Inc.
NV5 International Limited
NV5 Limited
NV5 Macau Limited
NV5 Malaysia SDN BHD
NV5 Planning & Design, Inc.
NV5, Inc.
NV5, LLC
Optimal Energy, LLC
PES Environmental, Inc.
Sage Renewable Energy Consulting, Inc.

Rank Company Subsidiary

Sebesta, Inc.
The Sextant Group, Inc.
WHPacific, Inc.

23 Intertek-PSI

Intertek
Intertek-ATI
Intertek-MT Group
Intertek-PSI

24 CDM Smith

CDM Constructors Inc.
CDM Federal Programs
The Louis Perry Group

28 GHD

CRA Contractors Limited
CRA Engineering Inc.
CRA Landfill Operations
GHD CSI
GHD Consultants Ltee
GHD Contractors (Quebec) Inc.
GHD Digital (Canada) Limited
GHD Engineering Group Inc.
GHD Engineering P.C.
GHD Inc. (Guam)
GHD Inc. (Saipan)
GHD Inc. (US)
GHD Limited (CA)
GHD Promina
GHD Service Inc.
PE Group

29 Sargent & Lundy

Sargent & Lundy Canada Company
Sargent & Lundy Engineering Services, Inc.
Sargent & Lundy Engineers, Ltd.
Sargent & Lundy, L.L.C.

2023 Top 500 Design Firms – Subsidiaries by Rank

Rank Company Subsidiary

Rank Company Subsidiary

- 30 Perkins&Will**
*Nelson\Nygaard Consulting
 Pierre-Yves Rochon
 Pierre-Yves Rochon
 Portland
 Schmidt Hammer Lassen*
- 31 Michael Baker International**
*Baker LPA Architects, PC
 JMA Architects, LLC
 JMA Nevada Architecture, PC
 Michael Baker Engineering, Inc.
 Michael Baker International Architects, PC
 Michael Baker International Holdco
 Corporation
 Michael Baker International, Inc.*
- 32 TYLin**
*Bon Engineering Consultants Pte. Ltd.
 Bon Vietnam Joint Venture Company Limited
 C.Y.L Engineering Consulting Inc.
 GPO Group, S.A.
 IDEAM, S.A.
 P.T. Konsultant T.Y. Lin International
 Robert Silman Associates PLLC
 Robert Silman Associates Structural Engineers,
 D.P.C.
 SMA Bersekutu Sdn. Bhd.
 Sam Schwartz Consulting, LLC
 T.Y. Lin International
 T.Y. Lin International Canada, Inc.
 T.Y. Lin International Engineering &
 Architecture, P.C.
 T.Y. Lin International Engineering Consulting
 (China) Co., Ltd.
 T.Y. Lin International Group Myanmar Limited
 T.Y. Lin International Panama, S.A.
 T.Y. Lin International Pte. Ltd.
 T.Y. Lin International Sdn. Bhd.
 T.Y. Lin International Taiwan Consulting
 Engineers, Inc.
 T.Y. Lin International VE, S.A.*

T.Y. Lin International Vietnam Co., Ltd.

- 33 Mott MacDonald**
*Mott MacDonald Alabama, LLC
 Mott MacDonald Florida, LLC
 Mott MacDonald Group, Inc.
 Mott MacDonald I&E, LLC
 Mott MacDonald Ltd
 Mott MacDonald NY Inc.
 Mott MacDonald Operating Services LLC
 Mott MacDonald, LLC*
- 34 Dewberry**
*Dewberry Architects Inc.
 Dewberry Design-Builders Inc.
 Dewberry Engineers Inc.*
- 36 Universal Engineering Sciences**
*Alpha Testing, Inc.
 Construction Testing & Engineering, Inc.
 Contour Engineering
 Dan Brown and Associates
 GEOServices, LLC
 GFA International
 GSI Engineering
 Geotechnology, Inc.
 McGinley & Associations
 NOVA Geotechnical & Inspection Services
 Rock Engineering & Testing Laboratory
 SUMMIT Engineering Laboratory & Testing
 Speedie and Associates
 Universal Engineering Science
 Wallace-Kuhl & Associates*
- 37 STV**
*CP&Y
 STV Architects
 STV Construction Inc.
 STV Energy Services, Inc.
 STV Incorporated*

2023 Top 500 Design Firms – Subsidiaries by Rank

Rank Company Subsidiary

Rank Company Subsidiary

38 Arup

Arup Canada, Inc.
Arup North America Ltd.
Arup Texas, Inc.
Arup US, Inc.
Arup USA, Inc.
Ove Arup & Partners, PC

G2 Integrated Solutions LLC
Kestrel Power Engineering LLC
Kestrel Power Engineering Ltd
Magellan Advisors LLC
QC Data LLC
Spectrum Engineering LLC
TG Advisers, LLC
Texas Utility Engineering, LLC

40 Geosyntec Consultants

Enviro Group Limited, Inc.
Geosyntec Consultants International, Inc.
Geosyntec Consultants Pty. Ltd.
Geosyntec Consultants, Ltd.
MEC Water Resources, Inc.

46 LANGAN

Langan CT, Inc
Langan Engineering and Environmental Services, Inc
Langan Engineering, Environmental, Surveying and Landscape Architecture, DPC, SA
Langan International UK, LTD
Langan International, LLC
Langan MI, Inc.

41 Brown and Caldwell

Brown and Caldwell Constructors
Brown and Caldwell Consultants Canada

48 KCI Technologies Inc.

KCI Communications Infrastructure
KCI Environmental Technologies and Construction

42 Kleinfelder

CMWorks, Inc.
Century Engineering, LLC
Design Engineers & Consulting Associates, Inc.
Gas Transmission Systems, Inc.
Industrial Fluid Management, Inc.
Kleinfelder Australia Pty
Kleinfelder Canada, Inc.
Kleinfelder Construction Services
Kleinfelder Northeast, Inc.
Kleinfelder Southeast, Inc.
Kleinfelder, Inc.
Poggemeyer Design Group, Inc.
The Kleinfelder Group, Inc.

50 SCS Engineers

SCS Energy
SCS Engineers
SCS Field Services

45 EN Engineering LLC

CNA LLC
EN Engineering, LLC
ESC Engineering
Energy Initiatives Group LLC
FiberRise Communications LLC

51 Hargrove Engineers + Constructors

Hargrove Controls & Automation
Hargrove Life Sciences
Tormod

53 S&B Engineers and Constructors Ltd.

Bibb Engineers, Architects & Constructors, LLC
Ford, Bacon & Davis, LLC
S&B Engineers & Constructors, Ltd.

2023 Top 500 Design Firms – Subsidiaries by Rank

Rank Company Subsidiary

S&B Fabrication Services, Ltd.
S&B Group International, Ltd
S&B Infrastructure Construction, Ltd.
S&B Infrastructure Engineering, Ltd
S&B Infrastructure Private, Ltd.
S&B Northeast Operations, Ltd.
S&B Pipeline Division, Ltd.
S&B Plant Services, Ltd.
TAI Engineers, LLC

56 Woolpert Inc.

AAM
CivilTech Engineering
Data Cloud Solutions
Jviation
Optimal GEO
Sheehan Nagle Hartray Architects (SNHA)
Sheehan Nagle Hartray Architects (SNHA)
Southern Mapping Company
Woolpert Canada
eTrac

59 Johnson Mirmiran & Thompson Inc. (JMT)

JMT of New York, Inc.
Vaughn & Melton

61 Engineering Consulting Services (ECS)

ECS Capitol Services, PLLC
ECS Corporate Services
ECS Florida, LLC
ECS Mid-Atlantic, LLC
ECS Midwest, LLC
ECS Southeast, LLP
ECS Southwest, LLP

62 RS&H Inc.

RS&H Architects-Engineers-Planners, Inc.
RS&H Commercial Realty, Inc.

Rank Company Subsidiary

RS&H Michigan, Inc.

64 LJA Engineering

Alliance Engineering & Planning LLC
Berg-Oliver Associates, Inc.
Five Points Design Group, Inc.
Horizon Environmental Services, Inc.
LJA Energy, Inc.
LJA Environmental Services LLC
LJA Greece, SMLTD
LJA Infrastructure, Inc.
LJA Investments, Inc.
LJA Program Management, LLC
LJA Rail, LLC
LJA Surveying, Inc.
LJA Telecom, Inc.
Luke Applications, LLC
Paragon Consulting Group, Inc.

68 Skidmore Owings & Merrill

SOM (Europe) LLP
SOM Architectural Consulting (Shanghai) Co. Ltd.
SOM LLP

69 CHA Consulting Inc. (CHA)

American Fire
CHA Integrated Solutions

72 Greenman-Pedersen Inc. (GPI)

GPI Geospatial

74 Atwell LLC

RVi Planning and Landscape Architecture
Strategic Construction Solutions, Inc.

77 CONSOR

Conсор Engineering & Land Surveying – NY, PC

2023 Top 500 Design Firms – Subsidiaries by Rank

Rank Company Subsidiary

Conсор PMCM, Inc.

80 IPS-Integrated Project Services LLC

IPS BioEngineering Technology (Shanghai) Co., Ltd

IPS BioPharmaceutical Technology Consulting (Tianjin) LLC

IPS International Private Ltd.

IPS-Integrated Project Services (Germany) GmbH

IPS-Integrated Project Services (Ireland) Limited

IPS-Integrated Project Services GmbH

IPS-Integrated Project Services Limited

IPS-Integrated Project Services Pte. Ltd.

IPS-Integrated Project Services, ULC

IPS-Mehtalia Pvt. Ltd.

IPS-Serviços de Projetos Integrados Ltda.

Linesight

The Cardinal Group USA, LLC

81 Moffatt & Nichol

Moffatt & Nichol Iberia Ingenieria S.L.

Moffatt & Nichol Baltics, UAB

Moffatt & Nichol Chile SpA

Moffatt & Nichol Colombia SAS

Moffatt & Nichol Engenharia E Consultoria Ltda

Moffatt & Nichol Information Systems LLC

Moffatt & Nichol International, Inc.

Moffatt & Nichol Massachusetts, LLC

Moffatt & Nichol, Latin America Inc.

Moffatt & Nichol, London

Moffatt & Nichol, Ltd

Nextport, S.L. (formerly Moffatt & Nichol Spain S.L.)

Waggoner & Ball, LLC

82 ENERCON

Enercon Federal Services

Rank Company Subsidiary

83 Mead & Hunt Inc.

Symbiont

84 Perkins Eastman

BFJ Planning

BLTA, a Perkins Eastman Studio

Donald MacDonald Bridge Architects, a

Perkins Eastman Studio

ForrestPerkins

Kliment Halsband Architects, a Perkins Eastman Studio

MEIS, a Perkins Eastman Studio

Pfeiffer, a Perkins Eastman Studio

RGR Landscape

Urbanomics

VIA, a Perkins Eastman Studio

88 SAM LLC

SAM Construction Services, LLC

89 Ardurra Group Inc.

Ardurra Caribe

Ardurra Group New York

Ardurra Group North Carolina

92 Merrick & Co.

Merrick Canada, ULC

Merrick UK Ltd

106 MOREgroup

E4H Environments for Health Architecture

Huckabee

IEG

TSK Architects

107 David Evans Enterprises Inc.

Disaster and Emergency Management Services

International, LLC

2023 Top 500 Design Firms – Subsidiaries by Rank

Rank Company Subsidiary

- Flux Resources, LLC*
Mathys + Potestio
Motus Collaborative, LLC
- 109 Foth Cos.**
Foth Canada Corporation
Foth Infrastructure & Environment, LLC
Foth Production Solutions, LLC
Foth Mexico Corporation, S. DE R.I.DE C.V.
- 116 Stanley Consultants**
SCEPSC
SCIPL
- 117 Braun Intertec**
Edwards Pitman Environmental, Inc.
GME Consulting Services, Inc.
- 118 Haley & Aldrich Inc.**
H&A OF NEW YORK LLP
HALEY & ALDRICH CONSTRUCTION SERVICES
HALEY & ALDRICH OF MICHIGAN
- 123 Ulteig Engineers Inc.**
Next Level SCADA
- 125 NORR**
Cion Corp.
NORR Architects & Engineers Limited
NORR Architects Engineers Planners
NORR Associates Inc.
NORR Consultants Limited
NORR Design Inc.
NORR Inc.
NORR LLC
NORR Limited

Rank Company Subsidiary

- 128 H.W. Lochner Inc.**
Armstrong Consultants, Inc
KOA Corporation
- 129 DCCM**
ATG | DCCM
Binkley & Barfield | DCCM
Coastland | DCCM
Matthews Design | DCCM
RG Miller | DCCM
RQAW | DCCM
Rochester | DCCM
Urban Engineering | DCCM
- 130 LaBella Associates DPC**
Aztech Technologies
LaBella Associates, DPC
LaBella Engineering, SLU
LaBella Environmental, LLC
The Chazen Companies
- 131 Bolton & Menk Inc.**
ColeJenest & Stone (DBA), Bolton & Menk
Southeast LLC
DDC Engineers (DBA), Bolton & Menk
Southeast LLC
Spartina Surveying (DBA), Bolton & Menk
Southeast LLC
Surveying Solutions (DBA), Bolton & Menk
Southeast, LLC
- 132 Congruex**
CHC Consulting, LLC
CNS Networks LLC
Terra Technologies LLC
Tower Engineering Solutions, LLC.
WHITECO

2023 Top 500 Design Firms – Subsidiaries by Rank

Rank Company Subsidiary

Rank Company Subsidiary

139 DLZ Corp.

*DLZ American Drilling, Inc.
DLZ Carbon, Inc
DLZ Illinois, Inc.
DLZ Indiana, LLC
DLZ Industrial Surveying, Inc.
DLZ Industrial, LLC
DLZ Kentucky, Inc.
DLZ Michigan, Inc.
DLZ National, Inc.
DLZ Ohio, Inc.
DLZ Pennsylvania, LLC
DLZ Wisconsin, LLC*

140 Henderson Cos.

*Henderson Building Solutions
Henderson Engineers*

142 Weston & Sampson

*Denis L. Maher Company
Rhinebeck Architects
SB Church, Inc.
WSE of North Carolina, Inc.
Weston & Sampson Architects, Inc.
Weston & Sampson CMR, Inc.
Weston & Sampson Engineers, Inc.
Weston & Sampson Land Surveyors, Inc.
Weston & Sampson Services, Inc.
Weston & Sampson, PE, LS, LA, PC*

143 GZA

*AirLogics, LLC
Goldberg Zoino Associates of New York, P.C.
d/b/a GZA GeoEnvironmental of New York*

146 RMA Cos.

*AJ Edmond
C-Below
CSI
GeoTest*

*Northwest Geotechnical
PRI Group
RMA Group
Western Technologies*

148 Morrison Hershfield

*Morrison Hershfield Corporation
Morrison Hershfield Geomatics
Morrison Hershfield International Inc.
Morrison Hershfield Limited
Morrison Hershfield Managers Inc.*

149 Verdantas

*Alden Research Laboratory
Borton- Lawson
J. M. Sorge*

153 Short Elliott Hendrickson Inc. (SEH)

SEH Design|Build

156 Electrical Consultants Inc.

EPC Services Company

159 The Yates Cos. Inc.

*American Industrial Construction
Blaine Construction Corp
Edwards Electric Service, LLC
JESCO, Inc.
Merit electrical Inc.
Superior Asphalt, Inc.
W.G. Yates & Sons Construction Co
Yates Constructors, LLC
Yates Engineers LLC
Yates Services, LLC*

161 Coffman Engineers Inc.

*Coffman Engineers, Inc
Coffman Engineers, Inc*

2023 Top 500 Design Firms – Subsidiaries by Rank

Rank Company Subsidiary

Coffman Engineers, Inc
 Coffman Engineers, Inc
 Coffman Engineers, Inc
 Coffman Engineers, Inc
 Coffman Engineers, Inc
 Coffman Engineers, Inc
 Coffman Engineers, Inc
 Coffman Engineers, Inc
 Coffman Engineers, Inc
 Coffman Engineers, Inc
 Coffman Engineers, Inc
 Coffman Engineers, Inc
 Coffman Engineers, Inc

162 Zachry Group

JVIC
 Zachry Engineering Corporation
 Zachry Nuclear Engineering

166 Syska Hennessy Group

Syska Hennessy Group China Inc.
 Syska Hennessy Group Inc.
 Syska Hennessy Group Middle East LLC

169 Barge Design Solutions

ResourceTek
 Thrivence

171 WGI Inc.

Streamline Technologies
 WGI Geospatial

173 GAI Consultants Inc.

GAI Consultants - NC, Inc.
 GAI Consultants of Michigan
 GAI Engineering & Surveying Consultants of
 New York, PC
 Lotspeich | Associates, Inc.

Rank Company Subsidiary

PGH Petroleum & Environmental Engineers
 LLC
 Real Estate Research Consultants, Inc
 Systems Planning Corporation

175 Raba Kistner Inc.

Drake Environmental LLC
 Project Control of Texas, Inc.
 Raba Ingenieros
 Raba Kistner, Inc.
 Rice and Gardner, Inc.

177 Dennis Group

Dennis Brasil Engenharia Ltda
 Dennis Group Canada Inc.
 Dennis Group International, Unipessoal Lda
 IFAB Engineering Partners Ltd
 The Dennis Engineering Group, LLC
 The Dennis Group, Inc.

181 The Burke Group Ltd.

Burke LLC
 Christopher B. Burke Engineering LLC
 Christopher B. Burke Engineering, Ltd.
 Emerald Site Services
 KLOA
 LAWR
 Mackie Consultants, LLC
 SPACECO, Inc.
 Thomson Surveying, Ltd.

184 Wade Trim

Wade Trim Associates, Inc.
 Wade Trim NY, PC
 Wade Trim, Inc. (Florida)
 Wade Trim, Inc. (Michigan)
 Wade Trim, Inc. (Ohio)

2023 Top 500 Design Firms – Subsidiaries by Rank

Rank Company Subsidiary

- 187 Beam Longest & Neff**
Beam, Longest & Neff, LLC
McIntosh Perry
- 190 Wunderlich-Malec Engineering Inc.**
Wunderlich-Malec Services
- 204 Schnabel Engineering**
Schnabel Engineering West, Inc.
Schnabel Engineering, LLC
- 206 Core States Group**
Bernardon, LLC
CoreStates Construction Services, Inc.
CoreStates, Inc.
Integrated Image, Inc.
- 207 Otak Inc.**
K2 Consultancy Group
Otak CPM
Tarr Whitman Group
Walker Sime
- 209 ESP Associates Inc.**
Ditesco, LLC
Pickett & Associates, LLC
Vickrey & Associates, LLC
- 211 Thompson Engineering**
Meyer Engineers
Thompson Consulting Services
Thompson Engineering
Watermark Design Group
- 214 Stratus Team LLC**
Ascent Engineering Group, Inc.
Austin Brockenbrough & Associates, LLC

Rank Company Subsidiary

- Morris + Associates, Engineers, LLC*
Prime Engineering, Inc.
Zyscovich, LLC
- 217 H2M architects + engineers**
H2M Architects & Engineers
H2M Associates
H2M architects + engineers
- 227 Haskell**
Benham
Cortez, Inc.
Dysruptek
Haskell Steel
Seiberling
- 232 Neel-Schaffer Inc.**
Maptech, Inc.
True North Emergency Management
- 237 J-U-B ENGINEERS Inc.**
Gateway Mapping, Inc.
The Langdon Group, Inc.
- 239 Hart Howerton**
Hart Howerton Partners, Ltd
Hart Howerton, Ltd
Telegraph Hill Acquisition
Union Street Artworks
- 241 Humphreys & Partners Architects**
Atticus Real Estate
Figoten, S.A.
HP Civil Engineering
HPA Design Group
HPLA Studio

2023 Top 500 Design Firms – Subsidiaries by Rank

Rank Company Subsidiary

- 242 ISG**
ISG Delivers, LLC
ISG Field Services, LLC
- 244 The S/L/A/M Collaborative**
Construction Services of Somerset
S/L/A/M Architects, Landscape Architects & Engineers, P.C.
- 248 PRIME AE Group Inc.**
Braun & Steidl Architects, Inc.
Gulf Coast Architectural Group, Inc.
Integrated Engineering, LLC
KB Engineering, PC
KB Group of NY, Inc.
PRIME AE Group, Inc.
PRIME Construction Management & Survey, Inc.
PRIME Corporate Services, Inc.
Penza Bailey Architects, Inc.
Prosser, Inc.
- 249 BCC Engineering Inc.**
Heath & Lineback Engineers, Inc
O&M Engineering, PSC
- 251 Greeley and Hansen**
Greeley and Hansen Architects LLC
Greeley and Hansen Colombia S.A.S
Greeley and Hansen Ecuador CIA LTDA
Greeley and Hansen Michigan LLC
- 252 United Engineers & Constructors Inc.**
Imperia Engineering Partners
- 261 Anvil Corp.**
Doyon Anvil

Rank Company Subsidiary

- 263 Network Connex**
Advantage Engineers LLC
CCSI Networks LLC
Nat Tech LLC
The Fairhaven Partners LLC
Vertical Communications LLC
- 268 Exyte Americas Holding Inc.**
AirGard Inc.
BioPharm Engineered Systems, LLC
CPS Process Solutions, LLC
Critical Process Systems Group, Inc.
Diversified Fluid Solutions, LLC
ENGVT, LLC
Exyte U.S., Inc.
Fab-Tech, Inc.
NEHP, Inc.
Nuance Systems, LLC
Pure Guard, LLC
Total Facility Solution, Inc.
- 276 GBA (George Butler Associates)**
Alynix
Compli
GBA Builders
Infrastructure Solutions
System Integrators
ViroCon
- 279 BRPH Cos. Inc.**
BRPH Architect Engineers, Inc.
BRPH Construction Services, Inc.
BRPH Mission Solutions, Inc.
- 280 T&M Associates**
East Coast Drilling, Inc.
- 281 The HFW Cos.**
4Ward Land Surveying

2023 Top 500 Design Firms – Subsidiaries by Rank

Rank Company Subsidiary

- CRANSTON
GastingerWalker&
HSQ Group
INVISION
Miller Legg & Associates
- 285 TKDA**
Cedar Street Architecture
- 286 Ennead Architects LLC**
Ennead Design Consulting (Shanghai) Co., Ltd.
- 289 RRC Power & Energy LLC**
RRC Energy Services, LLC
RRC SCADA Solutions, LLC
- 290 Bartlett & West Inc.**
BW Construction, LLC
BW Operations, LLC
BW/Corman Technology, LLC
Civil Associates, Inc
West Dakota Water, LLC
- 291 Baxter & Woodman Inc.**
B&W Natural Resources, LLC
Baxter & Woodman Costa Rica, LLC
Baxter Boller Design Build, LLC
Concentric Integration, LLC
- 293 EnSafe Inc.**
EnSafe Inc.
GR2 LLC
- 294 Barton & Loguidice D.P.C.**
Barton & Loguidice Engineering & Geology,
PLLC
Barton & Loguidice Engineers, PLLC

Rank Company Subsidiary

- Barton & Loguidice, Inc.
Barton & Loguidice, LLC
- 298 HLW**
Ark Strategic Consulting, LLC
HLW Architecture Connecticut LLC
HLW Architecture Florida LLC
HLW Architecture LLC
HLW International LLP
HLW International Limited
Spark Studio Lighting Design LLC
- 299 Geo-Logic Associates Inc.**
Clear Creek Associates, LLC
Daniel B. Stephens & Associates, Inc.
Geo-Logic Peru, SRL
Kunkel Engineering Group
RMC
Summit Water Resources, LLC
The MINES Group
- 303 AKF Group**
AKF Mexico
LogosAKF LLC
- 304 ME Engineers**
M-E Engineers Limited
ME/Vogle Taylor Engineers
- 309 Degenkolb Engineers**
DGKB Engineers Mexico
- 312 MSA Professional Services**
MSA Professional Services Champaign, LLC
- 316 SYSTRA USA**
SYSTRA IBT

2023 Top 500 Design Firms – Subsidiaries by Rank

Rank Company *Subsidiary*

318 Milhouse Engineering & Construction Inc.

*Milhouse Construction, Inc.
Milhouse Services, LLC*

320 WD Partners

WD Partners India Private Limited

327 Martin/Martin Inc.

Martin/Martin, Inc Wyoming

332 V3 Cos.

*V3 Companies of Canada, Ltd.
V3 Companies, Ltd.*

335 The Vertex Cos. Inc.

*Compass Project Management, Inc.
Fulcrum, LLC
Lockwood, Kessler & Bartlett
Neptune Fire Protection Engineering, LLC
VTX Consulting Services Inc.
Vertex Ingenieros Consultores*

338 The Rudolph Libbe Cos. Inc.

*GEM Energy
GEM Facility Management
GEM Inc.
Lehman Daman
Rudolph Libbe Inc*

339 CT Consultants Inc

TTL Testing & Drilling

342 Fuss & O'Neill Inc.

Fuss & O'Neill Manufacturing Solutions, LLC

Rank Company *Subsidiary*

351 M&S Engineering

Sherwood Surveying & S.U.E.

366 RETTEW Associates Inc.

RETTEW Engineering & Surveying, P.C.

370 ARM Group Enterprises Inc.

*ARM CAMCO
ARM EnerTech
ARM Geophysics*

374 JLG Architects

*JLG Architects
JLG Architects
JLG Architects
JLG Architects
JLG Architects
JLG Architects
JLG Architects
JLG Architects
JLG Architects*

380 Arora Engineers LLC

*Arora Systems Group, LLC
Arora Technology Group, LLC
Electronic Data, LLC*

381 SB Architects

*SB Architects
SB Architects
SB Architects
SB Architects
SB Architects*

383 Modjeski and Masters Inc.

Flanders Engineering Group, Inc.

2023 Top 500 Design Firms – Subsidiaries by Rank

Rank Company Subsidiary

- 392 CTL Engineering Inc.**
*Industrial Communication and Sound
 Vector Engineers*
- 403 Toole Design**
*TDG Engineering Inc.
 Transportation Design Group, LLP
 Transportation Engineering Design DPC
 Transportation Engineering Design DPC*
- 404 Lochmueller Group Inc.**
Velis, Inc.
- 411 Osborn Engineering**
OSPORTS
- 413 Leighton Group**
*Leighton Consulting, Inc.
 Leighton Consulting, Inc.
 Leighton Consulting, Inc.
 Leighton Consulting, Inc.
 Leighton Consulting, Inc.
 Leighton and Associates, Inc.
 Leighton and Associates, Inc.
 Leighton and Associates, Inc.
 Leighton and Associates, Inc.
 Leighton and Associates, Inc.*
- 414 T2 Utility Engineers**
*T2 Engineering Services, P.C.
 T2 UES (MI), Inc.*
- 434 E.L. Robinson Engineering Co.**
EL ROBINSON ENGINEERING OF OHIO CO
- 436 LHB Inc.**
LHB, LLC

Rank Company Subsidiary

- 444 CTL|Thompson Inc.**
CTL|Thompson Materials Engineers, Inc.
- 453 Lawrence Group**
*Integrate Construction Partners
 Lawrence Group
 Niche Home Furnishings*
- 460 Rebel Design+Group**
*Rebel Branding
 Rebel Media
 Rebel Procur*
- 463 Veenstra & Kimm Inc.**
Calhoun-Burns & Associates
- 469 Jones Edmunds & Associates Inc.**
JEACES
- 474 Landrum & Brown Inc.**
*KBJ- L&B Architects, LLC
 L&B Architecture, LLC
 L&B China, LLC
 L&B Transportation Technology Consultancy
 (Shanghai) Co., Ltd.
 L&B Worldwide Australia PTY LTD
 Landrum & Brown UK Limited
 Landrum & Brown Worldwide Services, LLC*
- 479 Grimm + Parker Architects**
*Grimm + Parker Architects
 Grimm + Parker Architects*
- 481 McMahan Associates Inc.**
*Integrated Public Resources LLC
 McMahan, Inc.*

2023 Top 500 Design Firms – Subsidiaries by Rank

Rank Company Subsidiary

Rank Company Subsidiary

482 WDG

WDG Architecture Dallas, PLLC
WDG Interior Architecture, PLLC

492 Wendel

Wendel Architectural Resources, Inc.
Wendel Construction, Inc
Wendel Consulting Services, LLC
Wendel Energy Services, LLC
Wendel Engineering Resources, Inc.
Wendel Engineering, PC
Wendel WD Architecture, Engineering,
Surveying & Landscape Architecture, PC

Where the 2023 Top 500 Design Firms Worked

Region Country Company

Region Country Company

A. NORTH AMERICA

Canada

AKF Group
AO
Affiliated Engineers Inc.
Arcadis North America
Arup
BHDP Architecture
BL Cos. Inc.
Barr Engineering Co.
Barry-Wehmiller Design Group
Beam Longest & Neff
Bechtel
Black & Veatch
Burns & McDonnell
CDM Smith
CHA Consulting Inc. (CHA)
CONSOR
CRB
CTL/Thompson Inc.
CannonDesign
Coffman Engineers Inc.
Core States Group
Corgan
Cushing Terrell
DLR Group
DeSimone Consulting Engineers
Dennis Group
Dunham Associates
EN Engineering LLC
ESP Associates Inc.
EXP
EnSafe Inc.
Ennead Architects LLC
Flad Architects
Fluor
Foth Cos.
GEI Consultants Inc.
GHD
GZA

Gannett Fleming
Gensler
Geo-Logic Associates Inc.
GeoEngineers Inc.
Geosyntec Consultants
Ghafari Associates LLC
GreenbergFarrow
Gresham Smith
HDR
HGA
HKS
HNTB Cos.
HOK
Handel Architects
Hanson Professional Services Inc.
Hardesty & Hanover LLC
Hargrove Engineers + Constructors
Hart Howerton
Haskell
Hazen and Sawyer
Henderson Cos.
IMEG Corp.
IPS-Integrated Project Services LLC
Interface Engineering Inc.
Introba Inc.
Jaros Baum & Bolles
Jensen Hughes
KPF Consulting Engineers
Kahler Slater
Kiewit Corp.
Kimley-Horn
Kleinfelder
Kohn Pedersen Fox
LANGAN
LJB Engineering
Leidos
Little Diversified Architectural
Consulting Inc.
Loring Consulting Engineers Inc.
MBH Architects
MG2
Magnusson Klemencic Associates
Martin/Martin Inc.

Where the 2023 Top 500 Design Firms Worked

Region Country Company

Matrix Technologies Inc.
Merrick & Co.
Modjeski and Masters Inc.
Moffatt & Nichol
Moody Nolan
Morrison Hershfield
Mott MacDonald
Mueser Rutledge Consulting Engineers
PLLC
NBBJ
NORR
POWER Engineers Inc.
Page Southerland Page Inc.
Parsons Corp.
Partner Engineering and Science Inc.
Patrick Engineering Inc.
Perkins Eastman
Perkins&Will
Pond and Co.
Populous
Powers Brown Architecture
RTM Engineering Consultants LLC
Raba Kistner Inc.
Rebel Design+Group
Robert A.M. Stern Architects
SCS Engineers
SSOE Group
STUDIOS architecture
STV
SYSTRA USA
Salas O'Brien
Sanborn Head & Associates Inc.
Sargent & Lundy
Shannon & Wilson Inc.
Shepley Bulfinch
Skidmore Owings & Merrill
Smith Seckman Reid Inc.
SmithGroup
Stanley Consultants
Steinberg Hart
Stellar
Syska Hennessy Group
TPG Architecture LLP

Region Country Company

TRC Cos. Inc.
TYLin
Terracon Consultants Inc.
Tetra Tech
The Miller Hull Partnership LLP
The Vertex Cos. Inc.
Thornton Tomasetti
Toole Design
Tower Engineering Professionals
TreanorHL
Ulteig Engineers Inc.
United Engineers & Constructors Inc.
V3 Cos.
Vanderweil Engineers
WD Partners
WSP USA
Waldemar S. Nelson and Co. Inc.
Walker Consultants
Walter P Moore
Ware Malcomb
Willdan
Wiss Janney Elstner Associates
Woolpert Inc.
Wunderlich-Malec Engineering Inc.
ZGF
Zachry Group

B. LATIN AMERICA

Argentina

Arcadis North America
Bechtel
Black & Veatch
Corgan
Fluor
Gensler
Geosyntec Consultants
Introba Inc.
KPF Consulting Engineers
Moffatt & Nichol
Mott MacDonald
Perkins&Will

Where the 2023 Top 500 Design Firms Worked

Region Country Company

Sargent & Lundy
Skidmore Owings & Merrill
TRC Cos. Inc.
Thornton Tomasetti
WD Partners
WSP USA
Waldemar S. Nelson and Co. Inc.

Bolivia

Arcadis North America
Jensen Hughes
Merrick & Co.

Brazil

Arcadis North America
Arquitectonica
Barr Engineering Co.
Black & Veatch
Corgan
DeSimone Consulting Engineers
Dennis Group
Fluor
Gensler
Geo-Logic Associates Inc.
Geosyntec Consultants
HGA
IPS-Integrated Project Services LLC
Jensen Hughes
KPF Consulting Engineers
Kimley-Horn
Kohn Pedersen Fox
LANGAN
Landrum & Brown Inc.
MBH Architects
Moffatt & Nichol
Mueser Rutledge Consulting Engineers
PLLC
Perkins&Will
Rebel Design+Group
Sargent & Lundy
TRC Cos. Inc.
TYLin
WSP USA
Ware Malcomb

Region Country Company

Wiss Janney Elstner Associates

Chile

Arcadis North America
Barr Engineering Co.
Bechtel
Black & Veatch
CDM Smith
Fluor
GHD
Gensler
Ghafari Associates LLC
HDR
Handel Architects
Jensen Hughes
KPF Consulting Engineers
LANGAN
Leidos
MBH Architects
Moffatt & Nichol
Moody Nolan
Mott MacDonald
Perkins Eastman
Perkins&Will
Pond and Co.
RSP
Sargent & Lundy
Thornton Tomasetti
Vanderweil Engineers
WD Partners
WSP USA
Walter P Moore

Colombia

Arcadis North America
Arup
Black & Veatch
CDM Smith
GZA
Gensler
Greeley and Hansen
Hazen and Sawyer
LANGAN
MBH Architects

Where the 2023 Top 500 Design Firms Worked

Region Country Company

Moffatt & Nichol
Moody Nolan
Mott MacDonald
Perkins Eastman
Perkins&Will
Pond and Co.
SB Architects
Sargent & Lundy
TYLin
Thornton Tomasetti
WATG
WD Partners
WSP USA
Walter P Moore
Wunderlich-Malec Engineering Inc.

Costa Rica

Arquitectonica
Baxter & Woodman Inc.
CTL/Thompson Inc.
DLZ Corp.
Dennis Group
Gensler
Hargrove Engineers + Constructors
Hart Howerton
Introba Inc.
LANGAN
Landrum & Brown Inc.
Moffatt & Nichol
Mott MacDonald
Partner Engineering and Science Inc.
RSP
Rebel Design+Group
SmithGroup
TRC Cos. Inc.
TYLin
Thornton Tomasetti
Vanderweil Engineers
WD Partners
WSP USA
Walker Consultants
Woolpert Inc.

Region Country Company

Ecuador

Arcadis North America
Black & Veatch
Corgan
Gensler
Greeley and Hansen
GreenbergFarrow
Haskell
Jensen Hughes
MBH Architects
Moffatt & Nichol
Moody Nolan
Perkins Eastman
Sargent & Lundy
TRC Cos. Inc.
WSP USA

El Salvador

Arcadis North America
Black & Veatch
Coffman Engineers Inc.
Fluor
Gensler
Haskell
Introba Inc.
LANGAN
Moffatt & Nichol
Perkins&Will
Sargent & Lundy
WD Partners
WSP USA

Guatemala

Arcadis North America
Black & Veatch
CHA Consulting Inc. (CHA)
DLZ Corp.
Gensler
Magnusson Klemencic Associates
Mott MacDonald
Page Southerland Page Inc.
Perkins Eastman
The Miller Hull Partnership LLP

Where the 2023 Top 500 Design Firms Worked

Region Country Company

Thornton Tomasetti
WD Partners
WSP USA

Guyana

Bechtel
DLZ Corp.
Gensler
Lanier & Associates Consulting
Engineers Inc.
Moffatt & Nichol
Sargent & Lundy
WD Partners

Honduras

Arcadis North America
Burns & McDonnell
CHA Consulting Inc. (CHA)
DLZ Corp.
Gensler
Hazen and Sawyer
LANGAN
Moffatt & Nichol
RSP
Rebel Design+Group
Thompson Engineering
Thornton Tomasetti
WSP USA
Walter P Moore
Wiss Janney Elstner Associates

Mexico

AKF Group
AO
Arcadis North America
Arquitectonica
Barry-Wehmiller Design Group
Bechtel
Black & Veatch
Burns & McDonnell
CHA Consulting Inc. (CHA)
Coffman Engineers Inc.
Cushing Terrell
DeSimone Consulting Engineers

Region Country Company

Degenkolb Engineers
Dennis Group
EN Engineering LLC
EnSafe Inc.
Flad Architects
Fluor
Foth Cos.
GZA
Gensler
Geosyntec Consultants
Ghafari Associates LLC
GreenbergFarrow
HDR
HKS
Halff
Hanson Professional Services Inc.
Hargrove Engineers + Constructors
Hart Howerton
Haskell
IMEG Corp.
Interface Engineering Inc.
Introba Inc.
Jensen Hughes
Kiewit Corp.
Kimley-Horn
LANGAN
LJB Engineering
Leidos
MBH Architects
ME Engineers
MG2
Magnusson Klemencic Associates
Merrick & Co.
Michael Baker International
Moffatt & Nichol
Moody Nolan
Mott MacDonald
Ninyo & Moore Geotech. & Enviro.
Sciences
Page Southerland Page Inc.
Parsons Corp.
Partner Engineering and Science Inc.
Perkins Eastman

Where the 2023 Top 500 Design Firms Worked

Region Country Company

Perkins&Will
Pond and Co.
Populous
Raba Kistner Inc.
Robert A.M. Stern Architects
SB Architects
SCS Engineers
SSOE Group
Salas O'Brien
Sargent & Lundy
Skidmore Owings & Merrill
TPG Architecture LLP
TRC Cos. Inc.
TYLin
Terracon Consultants Inc.
The Beck Group
The Miller Hull Partnership LLP
ThermalTech Engineering Inc.
Thornton Tomasetti
WATG
WD Partners
WSP USA
Waldemar S. Nelson and Co. Inc.
Walker Consultants
Walter P Moore
Ware Malcomb
Wiss Janney Elstner Associates

Nicaragua

Haskell
Thornton Tomasetti
Vanderweil Engineers
WSP USA

Panama

Arcadis North America
Black & Veatch
Burns & McDonnell
DLZ Corp.
Fluor
Gannett Fleming
Gensler
GeoEngineers Inc.
Geosyntec Consultants

Region Country Company

Jacobs Solutions Inc.
Jensen Hughes
LANGAN
Lanier & Associates Consulting Engineers Inc.
MBH Architects
Mueser Rutledge Consulting Engineers PLLC
Page Southerland Page Inc.
Perkins Eastman
SB Architects
Sargent & Lundy
TYLin
WD Partners
WSP USA
Walter P Moore
Ware Malcomb
Wiss Janney Elstner Associates

Paraguay

CHA Consulting Inc. (CHA)
Gensler
Interface Engineering Inc.
KPF Consulting Engineers
Moffatt & Nichol
WSP USA
ZGF

Peru

Arcadis North America
Arquitectonica
Bechtel
Black & Veatch
Gensler
Geosyntec Consultants
GreenbergFarrow
Jensen Hughes
MBH Architects
Martin/Martin Inc.
Moffatt & Nichol
Moody Nolan
Mott MacDonald
Perkins Eastman
Robert A.M. Stern Architects

Where the 2023 Top 500 Design Firms Worked

Region Country Company

Sargent & Lundy
TLC Engineering Solutions
TRC Cos. Inc.
TYLin
Thompson Engineering
Thornton Tomasetti
WATG
WD Partners
WSP USA
Walter P Moore

Suriname

Moffatt & Nichol

Uruguay

Corgan
Gensler
Hazen and Sawyer
Humphreys & Partners Architects
Jensen Hughes
Kimley-Horn
Moody Nolan
Mott MacDonald
Perkins&Will
Pond and Co.
SmithGroup
Syska Hennessy Group
Terracon Consultants Inc.
Thornton Tomasetti
Vanderweil Engineers
WD Partners
WSP USA

C. CARIBBEAN ISLANDS

Cuba

Burns & McDonnell
Coffman Engineers Inc.
Collins Engineers Inc.
Jensen Hughes
LANGAN
LEO A DALY
Michael Baker International

Region Country Company

Moffatt & Nichol
Pond and Co.
Stanley Consultants
TLC Engineering Solutions
Terracon Consultants Inc.

Greater Antilles

Arcadis North America
BRPH Cos. Inc.
Baskervill
Black & Veatch
DeSimone Consulting Engineers
EXP
EnSafe Inc.
Gensler
Hanson Professional Services Inc.
Hart Howerton
Haskell
Interface Engineering Inc.
Jensen Hughes
KPFF Consulting Engineers
LEO A DALY
MBH Architects
Michael Baker International
Moffatt & Nichol
Mott MacDonald
Page Southerland Page Inc.
Partner Engineering and Science Inc.
Pennoni
Salas O'Brien
Sargent & Lundy
Stanley Consultants
TLC Engineering Solutions
TRC Cos. Inc.
Thornton Tomasetti
V3 Cos.
Vanderweil Engineers
WATG
WD Partners
WSP USA
Walter P Moore

Lesser Antilles

Arcadis North America

Where the 2023 Top 500 Design Firms Worked

Region Country Company

BRPH Cos. Inc.
Baskervill
Black & Veatch
Burns & McDonnell
CHA Consulting Inc. (CHA)
CPH Inc.
Civil & Environmental Consultants Inc.
DLR Group
EXP
EnSafe Inc.
Engineering Consulting Services (ECS)
Ennead Architects LLC
Flad Architects
Gensler
Geosyntec Consultants
HGA
Hargrove Engineers + Constructors
Hart Howerton
Interface Engineering Inc.
Jaros Baum & Bolles
Jensen Hughes
KPF Consulting Engineers
Kimley-Horn
Kohn Pedersen Fox
LANGAN
LEO A DALY
Loring Consulting Engineers Inc.
MG Engineering D.P.C.
Michael Baker International
Moffatt & Nichol
Morrison Hershfield
Page Southerland Page Inc.
Parsons Corp.
Partner Engineering and Science Inc.
Perkins Eastman
Rebel Design+Group
Salas O'Brien
Sargent & Lundy
Stanley Consultants
TLC Engineering Solutions
TRC Cos. Inc.
Terracon Consultants Inc.
The Beck Group

Region Country Company

Thornton Tomasetti
Vanderweil Engineers
WATG
WD Partners
WSP USA
Waldemar S. Nelson and Co. Inc.
Woolpert Inc.

Puerto Rico

AKF Group
Arcadis North America
BCC Engineering Inc.
BRPH Cos. Inc.
Barry-Wehmiller Design Group
Baskervill
Black & Veatch
Burns & McDonnell
CDM Smith
CPH Inc.
Civil & Environmental Consultants Inc.
Collins Engineers Inc.
DLR Group
Engineering Consulting Services (ECS)
Farnsworth Group Inc.
Fluor
Gensler
Geosyntec Consultants
GreenbergFarrow
Handel Architects
Hanson Professional Services Inc.
Hart Howerton
Hazen and Sawyer
Henderson Cos.
IPS-Integrated Project Services LLC
JCJ Architecture
KPF Consulting Engineers
Kimley-Horn
LANGAN
LEO A DALY
LS3P
MBH Architects
MG Engineering D.P.C.
MG2

Where the 2023 Top 500 Design Firms Worked

Region Country Company

Merrick & Co.
Moffatt & Nichol
Mott MacDonald
POWER Engineers Inc.
Page Southerland Page Inc.
Parsons Corp.
Partner Engineering and Science Inc.
Perkins Eastman
Perkins&Will
Pond and Co.
Rebel Design+Group
SB Architects
Salas O'Brien
Sargent & Lundy
TLC Engineering Solutions
TRC Cos. Inc.
The Vertex Cos. Inc.
Thornton Tomasetti
Vanderweil Engineers
WATG
WD Partners
WSP USA
Ware Malcomb
Woolpert Inc.
ZGF

D. EUROPE

Albania

LANGAN
SB Architects
WATG

Armenia

Black & Veatch
Gensler
Jacobs Solutions Inc.
MBH Architects
Perkins&Will
Rebel Design+Group
TRC Cos. Inc.

Region Country Company

Austria

Black & Veatch
CRB
Gensler
IPS-Integrated Project Services LLC
Interface Engineering Inc.
Jensen Hughes
KPF Consulting Engineers
Kohn Pedersen Fox
MBH Architects
Moody Nolan
Mott MacDonald
Perkins&Will
Populous
Rebel Design+Group
TRC Cos. Inc.
WD Partners

Azerbaijan

Arcadis North America
Bechtel
Corgan
Gensler
HKS
MBH Architects
Sargent & Lundy

Belarus

KPF Consulting Engineers
Perkins&Will

Belgium

Arcadis North America
Barry-Wehmiller Design Group
Black & Veatch
Burns & McDonnell
CRB
Coffman Engineers Inc.
Fluor
Gensler
Geosyntec Consultants
HDR
JCJ Architecture

Where the 2023 Top 500 Design Firms Worked

Region Country Company

Jacobs Solutions Inc.
Jensen Hughes
LANGAN
MBH Architects
Moffatt & Nichol
Moody Nolan
Partner Engineering and Science Inc.
Perkins&Will
Populous
Skidmore Owings & Merrill
SmithGroup
Thornton Tomasetti
WSP USA

Bosnia & Herzegovina

LANGAN
Michael Baker International
Perkins&Will
SmithGroup
WSP USA

Bulgaria

Arcadis North America
Black & Veatch
Gensler
Geo-Logic Associates Inc.
HDR
Jensen Hughes
MBH Architects
Michael Baker International
Pond and Co.
SmithGroup
TRC Cos. Inc.
WSP USA

Croatia

Arcadis North America
Jensen Hughes
MBH Architects
Moffatt & Nichol
TRC Cos. Inc.
WATG

Region Country Company

Czech Rep.

Burns & McDonnell
EN Engineering LLC
EnSafe Inc.
Gensler
MBH Architects
TRC Cos. Inc.

Denmark

Arcadis North America
Corgan
Fluor
Gensler
Geosyntec Consultants
HDR
IPS-Integrated Project Services LLC
Jacobs Solutions Inc.
Jensen Hughes
KPF Consulting Engineers
MBH Architects
Merrick & Co.
Moffatt & Nichol
Mott MacDonald
Parsons Corp.
Perkins&Will
Rebel Design+Group
TRC Cos. Inc.
Thornton Tomasetti
WSP USA

Estonia

Black & Veatch
HDR
Jensen Hughes
LANGAN
MBH Architects
Thornton Tomasetti

Finland

Arcadis North America
Black & Veatch
Fluor
Gensler

Where the 2023 Top 500 Design Firms Worked

Region Country Company

Geosyntec Consultants
Introba Inc.
Jacobs Solutions Inc.
Jensen Hughes
Perkins&Will
Populous
TRC Cos. Inc.
TYLin
WSP USA

France

Arcadis North America
Arquitectonica
CRB
Corgan
Gensler
Geosyntec Consultants
HDR
HKS
HLW
Hargrove Engineers + Constructors
IPS-Integrated Project Services LLC
Jacobs Solutions Inc.
Jensen Hughes
KPF Consulting Engineers
Kohn Pedersen Fox
LANGAN
MBH Architects
Martin/Martin Inc.
Moffatt & Nichol
Page Southerland Page Inc.
Parsons Corp.
Partner Engineering and Science Inc.
Perkins&Will
Populous
Rebel Design+Group
STUDIOS architecture
Sanborn Head & Associates Inc.
Skidmore Owings & Merrill
TRC Cos. Inc.
Thornton Tomasetti
WD Partners
WSP USA

Region Country Company

Wiss Janney Elstner Associates
Woolpert Inc.

Georgia

CDM Smith
Gensler
Jensen Hughes
MBH Architects
Michael Baker International
Otak Inc.
WATG
ZGF

Germany

Affiliated Engineers Inc.
Arcadis North America
Barry-Wehmiller Design Group
Bechtel
Black & Veatch
Burns & McDonnell
CDM Smith
CRB
Coffman Engineers Inc.
Corgan
Dennis Group
Dewberry
EnSafe Inc.
Flad Architects
Fluor
Gensler
HDR
HLW
Hanson Professional Services Inc.
Hargrove Engineers + Constructors
IPS-Integrated Project Services LLC
Introba Inc.
Jacobs Solutions Inc.
Jensen Hughes
Kohn Pedersen Fox
LANGAN
MBH Architects
ME Engineers
Michael Baker International
Moffatt & Nichol

Where the 2023 Top 500 Design Firms Worked

Region Country Company

Page Southerland Page Inc.
Parsons Corp.
Partner Engineering and Science Inc.
Perkins Eastman
Perkins&Will
Populous
Rebel Design+Group
Robert A.M. Stern Architects
SSOE Group
Smith Seckman Reid Inc.
Syska Hennessy Group
TLC Engineering Solutions
TRC Cos. Inc.
Thornton Tomasetti
WD Partners
WSP USA
Wiss Janney Elstner Associates
Woolpert Inc.
Zachry Group

Greece

Arcadis North America
Arquitectonica
Black & Veatch
CHA Consulting Inc. (CHA)
Fluor
Gensler
HKS
Jensen Hughes
Kimley-Horn
LANGAN
MBH Architects
Michael Baker International
Moody Nolan
Parsons Corp.
Perkins&Will
Populous
SB Architects
Sargent & Lundy
TLC Engineering Solutions
TRC Cos. Inc.
TYLin
Thornton Tomasetti

Region Country Company

Vanderweil Engineers
WATG
WSP USA
Wiss Janney Elstner Associates

Hungary

Arcadis North America
Black & Veatch
Fluor
Jensen Hughes
MBH Architects
Perkins&Will
TRC Cos. Inc.
WSP USA

Ireland

Affiliated Engineers Inc.
Arcadis North America
Bechtel
Black & Veatch
Burns & McDonnell
CDM Smith
CRB
Corgan
Farnsworth Group Inc.
Fluor
GEI Consultants Inc.
Gensler
Geosyntec Consultants
Gresham Smith
HDR
HGA
HLW
IPS-Integrated Project Services LLC
Jacobs Solutions Inc.
Jensen Hughes
MBH Architects
Moffatt & Nichol
POWER Engineers Inc.
Parsons Corp.
Partner Engineering and Science Inc.
Perkins&Will
Populous
RSP

Where the 2023 Top 500 Design Firms Worked

Region Country Company

SSOE Group
Stanley Consultants
TRC Cos. Inc.
WATG
WSP USA
Walker Consultants
Walter P Moore
Wiss Janney Elstner Associates

Italy

Arcadis North America
Black & Veatch
Burns & McDonnell
CHA Consulting Inc. (CHA)
Coffman Engineers Inc.
Collins Engineers Inc.
Fluor
Gensler
Ghafari Associates LLC
GreenbergFarrow
HDR
HKS
Jacobs Solutions Inc.
Jensen Hughes
KPF Consulting Engineers
Kohn Pedersen Fox
LANGAN
LEO A DALY
MBH Architects
ME Engineers
Michael Baker International
Moffatt & Nichol
Page Southerland Page Inc.
Parkhill
Partner Engineering and Science Inc.
Pond and Co.
Populous
Rebel Design+Group
Robert A.M. Stern Architects
SB Architects
Sanborn Head & Associates Inc.
Skidmore Owings & Merrill
SmithGroup

Region Country Company

Stanley Consultants
TLC Engineering Solutions
TRC Cos. Inc.
Terracon Consultants Inc.
Thornton Tomasetti
WATG
WD Partners
WSP USA
Wiss Janney Elstner Associates

Latvia

Black & Veatch
Gensler
Ghafari Associates LLC
MBH Architects
Moffatt & Nichol
Perkins&Will
WATG
WSP USA

Lithuania

Black & Veatch
Fluor
Gensler
Jensen Hughes
MBH Architects
Moffatt & Nichol
Perkins&Will
Populous

Luxembourg

Arquitectonica
Gensler
Jensen Hughes
MBH Architects
Perkins&Will
TRC Cos. Inc.

Moldova

Thornton Tomasetti
ZGF

Netherlands

Arcadis North America

Where the 2023 Top 500 Design Firms Worked

Region Country Company

Black & Veatch
Gensler
Geosyntec Consultants
HKS
IPS-Integrated Project Services LLC
Jacobs Solutions Inc.
Jensen Hughes
MBH Architects
Moffatt & Nichol
Partner Engineering and Science Inc.
Perkins Eastman
Perkins&Will
Pond and Co.
TRC Cos. Inc.
Tetra Tech
Thornton Tomasetti

North Macedonia

TRC Cos. Inc.

Norway

Arcadis North America
Black & Veatch
Fluor
Gensler
Geosyntec Consultants
HKS
Jacobs Solutions Inc.
MBH Architects
Moffatt & Nichol
Pennoni
Perkins&Will
Rebel Design+Group
Stanley Consultants
TRC Cos. Inc.
Tetra Tech
Thornton Tomasetti

Poland

Arcadis North America
Bechtel
Black & Veatch
Burns & McDonnell
CDM Smith

Region Country Company

Fluor
Gensler
Geosyntec Consultants
HDR
HLW
Jensen Hughes
MBH Architects
Perkins&Will
STG Design
Sanborn Head & Associates Inc.
Sargent & Lundy
Skidmore Owings & Merrill
SmithGroup
TRC Cos. Inc.
TYLin
Tetra Tech
The Vertex Cos. Inc.
Thornton Tomasetti
WSP USA
Wiss Janney Elstner Associates

Portugal

Arcadis North America
Black & Veatch
CRB
Gensler
HDR
Hart Howerton
IPS-Integrated Project Services LLC
Jensen Hughes
Kohn Pedersen Fox
MBH Architects
Populous
SB Architects
TRC Cos. Inc.
TYLin
Thornton Tomasetti
WATG
WSP USA

Romania

Black & Veatch
Gensler
Jacobs Solutions Inc.

Where the 2023 Top 500 Design Firms Worked

Region Country Company

MBH Architects
Sanborn Head & Associates Inc.
Sargent & Lundy
TRC Cos. Inc.

Russia

Arcadis North America
Barr Engineering Co.
CHA Consulting Inc. (CHA)
Fluor
Jensen Hughes
MBH Architects
Perkins&Will
Populous
RATIO
Robert A.M. Stern Architects
SB Architects
TRC Cos. Inc.
Thornton Tomasetti
Waldemar S. Nelson and Co. Inc.

Serbia

Bechtel
Black & Veatch
Introba Inc.
MBH Architects
Newcomb & Boyd
Populous
Skidmore Owings & Merrill
TYLin

Slovakia

Burns & McDonnell
LANGAN
MBH Architects
Moody Nolan
TRC Cos. Inc.

Slovenia

Black & Veatch
Jensen Hughes
Perkins&Will
Sargent & Lundy

Region Country Company

Spain

Arcadis North America
Barry-Wehmiller Design Group
Black & Veatch
Fluor
Gensler
Geosyntec Consultants
HDR
HKS
IPS-Integrated Project Services LLC
Jacobs Solutions Inc.
Jensen Hughes
KPF Consulting Engineers
LaBella Associates DPC
MBH Architects
Michael Baker International
Moffatt & Nichol
Perkins&Will
Populous
SB Architects
STUDIOS architecture
Salas O'Brien
Sargent & Lundy
Stanley Consultants
Syska Hennessy Group
TLC Engineering Solutions
TRC Cos. Inc.
TYLin
Terracon Consultants Inc.
WATG
WD Partners
WSP USA
Wiss Janney Elstner Associates
ZGF
Zachry Group

Sweden

Arcadis North America
Burns & McDonnell
Corgan
Fluor
Gensler
Geosyntec Consultants

Where the 2023 Top 500 Design Firms Worked

Region Country Company

HDR
 Jacobs Solutions Inc.
 Jensen Hughes
 MBH Architects
 Perkins&Will
 Skidmore Owings & Merrill
 TRC Cos. Inc.
 TYLin
 Thornton Tomasetti
 WSP USA

Switzerland

Arcadis North America
 Burns & McDonnell
 CRB
 Gensler
 HDR
 IPS-Integrated Project Services LLC
 Jacobs Solutions Inc.
 Jensen Hughes
 LANGAN
 MBH Architects
 Moffatt & Nichol
 Perkins&Will
 Populous
 SB Architects
 Skidmore Owings & Merrill
 TRC Cos. Inc.
 Wiss Janney Elstner Associates

Ukraine

Bechtel
 Black & Veatch
 Page Southerland Page Inc.
 Parsons Corp.

United Kingdom

Affiliated Engineers Inc.
 Arcadis North America
 Ayers Saint Gross
 Barry-Wehmler Design Group
 Bechtel
 Black & Veatch
 Burns & McDonnell

Region Country Company

CHA Consulting Inc. (CHA)
 CRB
 Coffman Engineers Inc.
 Corgan
 Cuningham
 DeSimone Consulting Engineers
 EnSafe Inc.
 Farnsworth Group Inc.
 Fluor
 GZA
 Gensler
 Geosyntec Consultants
 HDR
 HKS
 HLW
 HOK
 Hardesty & Hanover LLC
 Hart Howerton
 IPS-Integrated Project Services LLC
 Introba Inc.
 Jacobs Solutions Inc.
 Jensen Hughes
 Kimley-Horn
 Kohn Pedersen Fox
 LANGAN
 Leidos
 MBH Architects
 ME Engineers
 Merrick & Co.
 Michael Baker International
 Milhouse Engineering & Construction
 Inc.
 Moffatt & Nichol
 Mott MacDonald
 NBBJ
 NORR
 Otak Inc.
 Page Southerland Page Inc.
 Parsons Corp.
 Partner Engineering and Science Inc.
 Perkins&Will
 Populous
 Rebel Design+Group

Where the 2023 Top 500 Design Firms Worked

Region Country Company

Robert A.M. Stern Architects
Sargent & Lundy
Skidmore Owings & Merrill
Stanley Consultants
Syska Hennessy Group
TRC Cos. Inc.
TYLin
Terracon Consultants Inc.
Tetra Tech
ThermalTech Engineering Inc.
Thornton Tomasetti
WATG
WD Partners
WSP USA
Ware Malcomb
Wiss Janney Elstner Associates
Woolpert Inc.
Zachry Group

E. MIDDLE EAST

Afghanistan

BRPH Cos. Inc.
Black & Veatch
KPF Consulting Engineers
Page Southerland Page Inc.
Thornton Tomasetti

Bahrain

Arcadis North America
Bechtel
Coffman Engineers Inc.
Gensler
Introba Inc.
Jensen Hughes
Michael Baker International
Modjeski and Masters Inc.
Parsons Corp.
Perkins Eastman
Perkins&Will
Populous
SMALLWOOD
Skidmore Owings & Merrill

Region Country Company

Stanley Consultants
TRC Cos. Inc.
TYLin
WATG
WD Partners

Cyprus

Black & Veatch
Jensen Hughes
LANGAN
MBH Architects
SB Architects
SmithGroup
Thornton Tomasetti

Iran

WATG

Iraq

Black & Veatch
Burns & McDonnell
CHA Consulting Inc. (CHA)
Ghafari Associates LLC
HKS
Jacobs Solutions Inc.
Jensen Hughes
Landrum & Brown Inc.
MBH Architects
Moffatt & Nichol
Page Southerland Page Inc.
Parsons Corp.
Sargent & Lundy
The Miller Hull Partnership LLP
Thornton Tomasetti
WSP USA

Israel

Affiliated Engineers Inc.
Arcadis North America
Black & Veatch
Burns & McDonnell
CDM Smith
Corgan
EnSafe Inc.

Where the 2023 Top 500 Design Firms Worked

Region Country Company

Gensler
HDR
HLW
Hazen and Sawyer
Jacobs Solutions Inc.
Kimley-Horn
Kohn Pedersen Fox
MBH Architects
Modjeski and Masters Inc.
Moffatt & Nichol
Page Southerland Page Inc.
Perkins&Will
Populous
SSOE Group
Sargent & Lundy
Skidmore Owings & Merrill
SmithGroup
Syska Hennessy Group
TLC Engineering Solutions
TRC Cos. Inc.
Thornton Tomasetti
WSP USA

Jordan

CDM Smith
Gensler
Geosyntec Consultants
Hargrove Engineers + Constructors
Jensen Hughes
LANGAN
MBH Architects
Magnusson Klemencic Associates
Michael Baker International
Sargent & Lundy
Syska Hennessy Group
TRC Cos. Inc.
WSP USA

Kuwait

Arcadis North America
Black & Veatch
CDM Smith
Ennead Architects LLC
Fluor

Region Country Company

Gensler
Geosyntec Consultants
Hanson Professional Services Inc.
Jacobs Solutions Inc.
Jensen Hughes
LEO A DALY
MBH Architects
Michael Baker International
Moody Nolan
Page Southerland Page Inc.
Parsons Corp.
Perkins Eastman
Perkins&Will
Skidmore Owings & Merrill
Thornton Tomasetti
Wiss Janney Elstner Associates

Lebanon

CHA Consulting Inc. (CHA)
Jensen Hughes
LEO A DALY
Page Southerland Page Inc.
Perkins&Will
Thornton Tomasetti
Wiss Janney Elstner Associates

Oman

Arcadis North America
Bechtel
Black & Veatch
CDM Smith
Fluor
Gensler
Ghafari Associates LLC
HKS
Jacobs Solutions Inc.
Jensen Hughes
Parsons Corp.
SB Architects
SMALLWOOD
Skidmore Owings & Merrill
WATG

Where the 2023 Top 500 Design Firms Worked

Region Country Company

Pakistan

AI Engineers Inc.
Black & Veatch
CDM Smith
Hanson Professional Services Inc.
Interface Engineering Inc.
Jensen Hughes
KPFF Consulting Engineers
Sargent & Lundy

Qatar

Arcadis North America
Black & Veatch
Burns & McDonnell
CDM Smith
Coffman Engineers Inc.
Cunningham
DLR Group
Fluor
GEI Consultants Inc.
Gannett Fleming
HGA
Introba Inc.
Jacobs Solutions Inc.
Jensen Hughes
KPFF Consulting Engineers
LANGAN
LEO A DALY
Landrum & Brown Inc.
MBH Architects
ME Engineers
Michael Baker International
Parsons Corp.
Perkins Eastman
Perkins&Will
Populous
Rebel Design+Group
Sargent & Lundy
SmithGroup
TRC Cos. Inc.
TYLin
Thornton Tomasetti
WATG

Region Country Company

Saudi Arabia

AO
Arcadis North America
Ayers Saint Gross
BRPH Cos. Inc.
Bechtel
Black & Veatch
Burns & McDonnell
CDM Smith
CHA Consulting Inc. (CHA)
Corgan
DLR Group
DeSimone Consulting Engineers
Fluor
GEI Consultants Inc.
Gensler
GeoEngineers Inc.
Geosyntec Consultants
Ghafari Associates LLC
HDR
HKS
HOK
Introba Inc.
Jacobs Solutions Inc.
Jaros Baum & Bolles
Jensen Hughes
KPFF Consulting Engineers
LANGAN
LEO A DALY
Landrum & Brown Inc.
Leidos
MBH Architects
ME Engineers
Magnusson Klemencic Associates
Michael Baker International
Moffatt & Nichol
Moody Nolan
Parsons Corp.
Perkins Eastman
Perkins&Will
Populous
Rebel Design+Group
SB Architects

Where the 2023 Top 500 Design Firms Worked

Region Country Company

SMALLWOOD
 Sargent & Lundy
 Skidmore Owings & Merrill
 Stanley Consultants
 Syska Hennessy Group
 TYLin
 Thornton Tomasetti
 Vanderweil Engineers
 WATG
 WSP USA
 Walter P Moore
 Ware Malcomb

Turkey

Black & Veatch
 CHA Consulting Inc. (CHA)
 Ennead Architects LLC
 Fluor
 Geo-Logic Associates Inc.
 Ghafari Associates LLC
 HDR
 Jensen Hughes
 Kohn Pedersen Fox
 LANGAN
 MBH Architects
 Moffatt & Nichol
 Page Southerland Page Inc.
 Parsons Corp.
 Perkins&Will
 Populous
 Robert A.M. Stern Architects
 SB Architects
 Syska Hennessy Group
 TRC Cos. Inc.
 WATG
 WSP USA

United Arab Emirates

AO
 Arcadis North America
 Arquitectonica
 Bechtel
 Black & Veatch
 CDM Smith

Region Country Company

Cushing Terrell
 DLR Group
 Fluor
 Gensler
 Geosyntec Consultants
 Ghafari Associates LLC
 GreenbergFarrow
 HDR
 HKS
 HOK
 Introba Inc.
 Jacobs Solutions Inc.
 Jensen Hughes
 KPFF Consulting Engineers
 Kohn Pedersen Fox
 LANGAN
 LEO A DALY
 Landrum & Brown Inc.
 MBH Architects
 Michael Baker International
 Moody Nolan
 NORR
 NV5 Global Inc.
 Page Southerland Page Inc.
 Parsons Corp.
 Perkins Eastman
 Perkins&Will
 Populous
 Rebel Design+Group
 SB Architects
 Sargent & Lundy
 Skidmore Owings & Merrill
 Stanley Consultants
 Syska Hennessy Group
 TRC Cos. Inc.
 TYLin
 Thornton Tomasetti
 WATG
 WD Partners
 WSP USA
 Walter P Moore
 Wiss Janney Elstner Associates
 Zachry Group

Where the 2023 Top 500 Design Firms Worked

Region Country Company

F. ASIA

Bangladesh

Black & Veatch
Jensen Hughes
LANGAN
Populous
SMALLWOOD
Skidmore Owings & Merrill
Thornton Tomasetti
WATG
WSP USA

Cambodia

Black & Veatch
Gensler
MBH Architects
Otak Inc.
WATG
WD Partners

China (P.R.C.)

AO
Affiliated Engineers Inc.
Arcadis North America
Arquitectonica
Black & Veatch
Burns & McDonnell
Corgan
DLR Group
Dahlin Group Architecture Planning
Ennead Architects LLC
Fluor
GBBN
Gensler
Ghafari Associates LLC
Goettsch Partners
GreenbergFarrow
Gresham Smith
HDR
HKS
HOK
Handel Architects

Region Country Company

Hargrove Engineers + Constructors
IPS-Integrated Project Services LLC
Interface Engineering Inc.
Introba Inc.
Jensen Hughes
Kohn Pedersen Fox
LEO A DALY
Landrum & Brown Inc.
MBH Architects
MG2
Moffatt & Nichol
NAC Architecture
NBBJ
Newcomb & Boyd
Partner Engineering and Science Inc.
Perkins Eastman
Perkins&Will
Populous
RDC-S111
Rebel Design+Group
Robert A.M. Stern Architects
SB Architects
Sanborn Head & Associates Inc.
Sargent & Lundy
Skidmore Owings & Merrill
SmithGroup
Syska Hennessy Group
TRC Cos. Inc.
TYLin
Thornton Tomasetti
WATG
WD Partners
WSP USA
Ware Malcomb
Wiss Janney Elstner Associates
Wunderlich-Malec Engineering Inc.
ZGF

Diego Garcia

Arcadis North America
Black & Veatch
CTL/Thompson Inc.
HKS

Where the 2023 Top 500 Design Firms Worked

Region Country Company

Robert A.M. Stern Architects

Hong Kong (P.R.C.)

Arcadis North America

Arquitectonica

Black & Veatch

Gensler

Handel Architects

Jacobs Solutions Inc.

Kohn Pedersen Fox

MBH Architects

Mott MacDonald

NBBJ

NV5 Global Inc.

Parsons Corp.

Perkins&Will

Populous

Robert A.M. Stern Architects

Skidmore Owings & Merrill

Thornton Tomasetti

WD Partners

WSP USA

India

AO

Arcadis North America

Bechtel

Black & Veatch

CDM Smith

CHA Consulting Inc. (CHA)

CannonDesign

Corgan

DLZ Corp.

Fluor

Gensler

Ghafari Associates LLC

HKS

Hanson Professional Services Inc.

IMEG Corp.

IPS-Integrated Project Services LLC

Introba Inc.

Jacobs Solutions Inc.

Jensen Hughes

KPFF Consulting Engineers

Region Country Company

Kohn Pedersen Fox

LANGAN

Landrum & Brown Inc.

MBH Architects

ME Engineers

Magnusson Klemencic Associates

Mazzetti

Moffatt & Nichol

Moody Nolan

NV5 Global Inc.

Perkins Eastman

Perkins&Will

Populous

RSP

Robert A.M. Stern Architects

SMALLWOOD

SSOE Group

Sargent & Lundy

Skidmore Owings & Merrill

SmithGroup

TRC Cos. Inc.

TYLin

Terracon Consultants Inc.

Thornton Tomasetti

WATG

WD Partners

WSP USA

Walker Consultants

Walter P Moore

Wiss Janney Elstner Associates

Indonesia

AO

Arcadis North America

Bechtel

Black & Veatch

CDM Smith

Fluor

GAI Consultants Inc.

Gensler

HDR

HGA

HKS

Where the 2023 Top 500 Design Firms Worked

Region Country Company

Jacobs Solutions Inc.
Jensen Hughes
KPFF Consulting Engineers
Kohn Pedersen Fox
LANGAN
Landrum & Brown Inc.
MBH Architects
Magnusson Klemencic Associates
NBBJ
Page Southerland Page Inc.
Populous
Robert A.M. Stern Architects
SMALLWOOD
Sargent & Lundy
Skidmore Owings & Merrill
Thornton Tomasetti
WATG
WD Partners
WSP USA
Waldemar S. Nelson and Co. Inc.

Japan

AO
Arcadis North America
Bechtel
Black & Veatch
Burns & McDonnell
CHA Consulting Inc. (CHA)
CRB
Coffman Engineers Inc.
Corgan
Cushing Terrell
Dewberry
Ennead Architects LLC
Fluor
Gensler
Group 70 International Inc. dba G70
HDR
HKS
Handel Architects
Hanson Professional Services Inc.
Horrocks Engineers
I. C. Thomasson Associates Inc.

Region Country Company

Jacobs Solutions Inc.
Jensen Hughes
KPFF Consulting Engineers
KZF Design
Kohn Pedersen Fox
LEO A DALY
Larson Design Group Inc.
MBH Architects
MG2
Merrick & Co.
Michael Baker International
Moffatt & Nichol
Newcomb & Boyd
Parkhill
Parsons Corp.
Perkins Eastman
Perkins&Will
Pond and Co.
Populous
Smith Seckman Reid Inc.
Stanley Consultants
TLC Engineering Solutions
TRC Cos. Inc.
Terracon Consultants Inc.
Thornton Tomasetti
WATG
WD Partners
WSP USA
Wiss Janney Elstner Associates
Woolpert Inc.
ZGF
Zachry Group

Kazakhstan

Arcadis North America
Fluor
HGA
Jacobs Solutions Inc.
LANGAN
MBH Architects
Perkins&Will
Robert A.M. Stern Architects
Thornton Tomasetti

Where the 2023 Top 500 Design Firms Worked

Region Country Company

WSP USA

Korea, South

AO

Arcadis North America

Black & Veatch

Burns & McDonnell

CHA Consulting Inc. (CHA)

Cunningham

Gensler

HDR

Halff

Introba Inc.

Jacobs Solutions Inc.

Jensen Hughes

KPF Consulting Engineers

Kohn Pedersen Fox

LANGAN

LEO A DALY

MBH Architects

MG2

Magnusson Klemencic Associates

Michael Baker International

Mott MacDonald

NBBJ

Otak Inc.

Parsons Corp.

Perkins Eastman

Perkins&Will

Populous

RATIO

Robert A.M. Stern Architects

SMALLWOOD

STUDIOS architecture

Sargent & Lundy

Skidmore Owings & Merrill

Stanley Consultants

TLC Engineering Solutions

TRC Cos. Inc.

The Beck Group

Thornton Tomasetti

WATG

WD Partners

Region Country Company

WSP USA

Ware Malcomb

Wiss Janney Elstner Associates

Wunderlich-Malec Engineering Inc.

Zachry Group

Laos

Black & Veatch

LANGAN

Otak Inc.

WSP USA

Malaysia

AO

Arcadis North America

Black & Veatch

Burns & McDonnell

Corgan

Fluor

Gensler

Geosyntec Consultants

HDR

Haskell

Jacobs Solutions Inc.

Jensen Hughes

Kohn Pedersen Fox

Landrum & Brown Inc.

MBH Architects

Moody Nolan

NV5 Global Inc.

Perkins Eastman

Populous

RATIO

Sargent & Lundy

Skidmore Owings & Merrill

TRC Cos. Inc.

WATG

WD Partners

WSP USA

Maldives

HKS

Jensen Hughes

Moffatt & Nichol

Where the 2023 Top 500 Design Firms Worked

Region Country Company

Rebel Design+Group
WATG

Mongolia

Black & Veatch
Interface Engineering Inc.
Jensen Hughes
Perkins&Will
Sargent & Lundy

Myanmar (Burma)

TRC Cos. Inc.
Wiss Janney Elstner Associates

Nepal

CDM Smith
LANGAN
Magnusson Klemencic Associates
Page Southerland Page Inc.
SMALLWOOD
WSP USA

Philippines

AO
Arcadis North America
Arquitectonica
Black & Veatch
Burns & McDonnell
Coffman Engineers Inc.
Fluor
Gensler
Ghafari Associates LLC
Jacobs Solutions Inc.
Jensen Hughes
LANGAN
Landrum & Brown Inc.
Leidos
MBH Architects
Magnusson Klemencic Associates
Sargent & Lundy
Skidmore Owings & Merrill
SmithGroup
Stanley Consultants
Syska Hennessy Group

Region Country Company

TRC Cos. Inc.
TYLin
Thornton Tomasetti
WATG
WD Partners
WSP USA
Wiss Janney Elstner Associates

Singapore

Arcadis North America
Arquitectonica
Black & Veatch
Corgan
Farnsworth Group Inc.
Fluor
Gensler
HDR
HKS
Haskell
IPS-Integrated Project Services LLC
Introba Inc.
Jacobs Solutions Inc.
Jensen Hughes
KPF Consulting Engineers
Kahler Slater
Kimley-Horn
Kohn Pedersen Fox
MBH Architects
Merrick & Co.
Moffatt & Nichol
Moody Nolan
Mott MacDonald
NBBJ
NV5 Global Inc.
Parsons Corp.
Perkins Eastman
Perkins&Will
Populous
Rebel Design+Group
Skidmore Owings & Merrill
TYLin
Thornton Tomasetti
Vanderweil Engineers

Where the 2023 Top 500 Design Firms Worked

Region Country Company

WATG
WD Partners
WSP USA

Sri Lanka

Arcadis North America
Black & Veatch
CHA Consulting Inc. (CHA)
Coffman Engineers Inc.
Hanson Professional Services Inc.
Jensen Hughes
Perkins Eastman
WATG

Taiwan (R.O.C)

Affiliated Engineers Inc.
Arcadis North America
Bechtel
Black & Veatch
Burns & McDonnell
Gensler
Geosyntec Consultants
Goettsch Partners
Handel Architects
Jacobs Solutions Inc.
Jensen Hughes
Kohn Pedersen Fox
Landrum & Brown Inc.
MBH Architects
MG2
Magnusson Klemencic Associates
Merrick & Co.
Moody Nolan
NBBJ
Page Southerland Page Inc.
Parsons Corp.
Populous
Robert A.M. Stern Architects
Skidmore Owings & Merrill
TRC Cos. Inc.
TYLin
Vanderweil Engineers
WATG
WD Partners

Region Country Company

WSP USA

Thailand

AO
Arcadis North America
BRPH Cos. Inc.
Bechtel
Black & Veatch
CHA Consulting Inc. (CHA)
Corgan
Ennead Architects LLC
Jacobs Solutions Inc.
Jensen Hughes
KPFK Consulting Engineers
Kohn Pedersen Fox
LANGAN
MBH Architects
Michael Baker International
Moffatt & Nichol
Moody Nolan
NBBJ
Page Southerland Page Inc.
Perkins Eastman
Populous
Rebel Design+Group
SB Architects
Skidmore Owings & Merrill
SmithGroup
TRC Cos. Inc.
Thornton Tomasetti
WD Partners

Turkmenistan

CHA Consulting Inc. (CHA)
Coffman Engineers Inc.

Uzbekistan

Black & Veatch
Otak Inc.
Sargent & Lundy

Vietnam

Arcadis North America
Black & Veatch

Where the 2023 Top 500 Design Firms Worked

Region Country Company

CDM Smith
CHA Consulting Inc. (CHA)
Gensler
HKS
Handel Architects
Jensen Hughes
KPFF Consulting Engineers
Kohn Pedersen Fox
LANGAN
MBH Architects
Moffatt & Nichol
NBBJ
Page Southerland Page Inc.
Partner Engineering and Science Inc.
Perkins Eastman
SB Architects
SMALLWOOD
Skidmore Owings & Merrill
TRC Cos. Inc.
Thornton Tomasetti
WATG
WD Partners

G. AUSTRALIA/OCEANIA

Australia

AO
Arcadis North America
BRPH Cos. Inc.
Bechtel
Black & Veatch
CDM Smith
CHA Consulting Inc. (CHA)
CRB
Coffman Engineers Inc.
Colliers Engineering & Design
Fluor
GEI Consultants Inc.
Gensler
Geosyntec Consultants
GreenbergFarrow
HDR

Region Country Company

Hargrove Engineers + Constructors
IPS-Integrated Project Services LLC
Interface Engineering Inc.
Introba Inc.
Jacobs Solutions Inc.
Jensen Hughes
KPFF Consulting Engineers
Kimley-Horn
Kleinfelder
LANGAN
Landrum & Brown Inc.
Leidos
Moffatt & Nichol
Mott MacDonald
Newcomb & Boyd
POWER Engineers Inc.
Perkins&Will
Populous
Rebel Design+Group
Salas O'Brien
Skidmore Owings & Merrill
TRC Cos. Inc.
Tetra Tech
Thornton Tomasetti
WATG
WD Partners
WSP USA
Wiss Janney Elstner Associates
Woolpert Inc.
ZGF

New Zealand

Black & Veatch
Gensler
Geosyntec Consultants
HDR
Introba Inc.
Jacobs Solutions Inc.
Jensen Hughes
KPFF Consulting Engineers
Magnusson Klemencic Associates
Merrick & Co.
Mott MacDonald

Where the 2023 Top 500 Design Firms Worked

Region Country Company

Perkins&Will
Populous
TRC Cos. Inc.
Terracon Consultants Inc.
Tetra Tech
The Miller Hull Partnership LLP
WD Partners
WSP USA
Wiss Janney Elstner Associates
Woolpert Inc.

Pacific Islands

Black & Veatch
Corgan
Geosyntec Consultants
Group 70 International Inc. dba G70
Interface Engineering Inc.
KPFK Consulting Engineers
Kleinfelder
Landrum & Brown Inc.
Merrick & Co.
Moffatt & Nichol
POWER Engineers Inc.
Parsons Corp.
Populous
TRC Cos. Inc.
The Vertex Cos. Inc.
Thornton Tomasetti
WATG
Walker Consultants
Woolpert Inc.

Papua New Guinea

Fluor
GeoEngineers Inc.
Terracon Consultants Inc.
WSP USA

Timor Leste

Hazen and Sawyer
Moffatt & Nichol
Stanley Consultants

Region Country Company

H. NORTH AFRICA

Algeria

Jensen Hughes
LANGAN
Sargent & Lundy
Thornton Tomasetti
WSP USA

Egypt

Arcadis North America
Arquitectonica
Bechtel
Black & Veatch
Burns & McDonnell
CDM Smith
Gensler
HKS
HLW
Introba Inc.
Jensen Hughes
LANGAN
Michael Baker International
Parsons Corp.
Perkins Eastman
Perkins&Will
Populous
RATIO
SB Architects
Sargent & Lundy
Skidmore Owings & Merrill
Syska Hennessy Group
TYLin
WATG
Walker Consultants

Ethiopia

Black & Veatch
Gensler
HDR
Interface Engineering Inc.
Jensen Hughes
Rebel Design+Group

Where the 2023 Top 500 Design Firms Worked

Region Country Company

Sargent & Lundy
Thornton Tomasetti
WATG

Morocco

Arcadis North America
CHA Consulting Inc. (CHA)
Gensler
HKS
IPS-Integrated Project Services LLC
Interface Engineering Inc.
Introba Inc.
Jacobs Solutions Inc.
Jensen Hughes
LANGAN
MBH Architects
Magnusson Klemencic Associates
Perkins Eastman
Perkins&Will
SMALLWOOD
STUDIOS architecture
Sargent & Lundy
Stanley Consultants
TYLin
Thornton Tomasetti
WATG
WSP USA
Wiss Janney Elstner Associates

Niger

Arcadis North America
Corgan
Cunningham
Ennead Architects LLC
Gensler
GeoEngineers Inc.
Jensen Hughes
KPF Consulting Engineers
LANGAN
Moffatt & Nichol
Page Southerland Page Inc.
Page Southerland Page Inc.
Perkins Eastman
Perkins&Will

Region Country Company

Skidmore Owings & Merrill
TRC Cos. Inc.
Thornton Tomasetti
Thornton Tomasetti
WSP USA
Wiss Janney Elstner Associates
Woolpert Inc.

Sub Sahara

Black & Veatch
HGA
Interface Engineering Inc.
Jensen Hughes
LEO A DALY
Thornton Tomasetti

Sudan

Interface Engineering Inc.
LANGAN
Page Southerland Page Inc.
Thornton Tomasetti

Tunisia

EnSafe Inc.
Interface Engineering Inc.
Introba Inc.
KPF Consulting Engineers
LANGAN
Sargent & Lundy

I. CENTRAL AND SOUTHERN AFRICA

Angola

Arcadis North America
Perkins&Will

Benin

WATG

Botswana

Fluor
TRC Cos. Inc.

Where the 2023 Top 500 Design Firms Worked

Region Country Company

Thornton Tomasetti
WSP USA

Burkina Faso

Jensen Hughes
KPFF Consulting Engineers
Page Southerland Page Inc.
Thornton Tomasetti

Burundi

Jaros Baum & Bolles

Cameroon

Black & Veatch
Jensen Hughes
Waldemar S. Nelson and Co. Inc.

Cape Verde Islands

GZA
Interface Engineering Inc.
Jensen Hughes
LANGAN
Thornton Tomasetti

Congo

CHA Consulting Inc. (CHA)
Coffman Engineers Inc.
Jensen Hughes
LANGAN
Thornton Tomasetti
Wiss Janney Elstner Associates

D.R. Congo (Zaire)

Page Southerland Page Inc.

Gabon

Bechtel
HDR

Gambia

Interface Engineering Inc.
Magnusson Klemencic Associates
Perkins&Will
The Miller Hull Partnership LLP

Region Country Company

Ghana

Gensler
Ghafari Associates LLC
TRC Cos. Inc.
WSP USA

Guinea

Fluor
Moffatt & Nichol
Sargent & Lundy
Waldemar S. Nelson and Co. Inc.

Ivory Coast

EXP
FFKR Architects
Introba Inc.
Michael Baker International

Kenya

Black & Veatch
CHA Consulting Inc. (CHA)
Ennead Architects LLC
Jacobs Solutions Inc.
Jensen Hughes
LANGAN
LEO A DALY
Perkins Eastman
Robert A.M. Stern Architects
Sargent & Lundy
TRC Cos. Inc.
Thornton Tomasetti
Walker Consultants

Lesotho

CDM Smith

Liberia

Black & Veatch
Jacobs Solutions Inc.
Perkins&Will

Malawi

CHA Consulting Inc. (CHA)
Interface Engineering Inc.

Where the 2023 Top 500 Design Firms Worked

Region Country Company

LANGAN
Magnusson Klemencic Associates
Page Southerland Page Inc.
The Miller Hull Partnership LLP
Thornton Tomasetti

Mozambique

Black & Veatch
KPFF Consulting Engineers
TRC Cos. Inc.

Rwanda

Black & Veatch
Ghafari Associates LLC
Landrum & Brown Inc.

Senegal

Black & Veatch
Interface Engineering Inc.
Introba Inc.
Jacobs Solutions Inc.
Moffatt & Nichol
Perkins&Will
Sargent & Lundy

Sierra Leone

Page Southerland Page Inc.
Sargent & Lundy
WSP USA

South Africa

Arcadis North America
Black & Veatch
Burns & McDonnell
CDM Smith
GEI Consultants Inc.
Gensler
HDR
Hazen and Sawyer
Introba Inc.
Jacobs Solutions Inc.
Jensen Hughes
Kimley-Horn
LANGAN

Region Country Company

MBH Architects
Sargent & Lundy
Skidmore Owings & Merrill
TRC Cos. Inc.
WSP USA
Woolpert Inc.

Swaziland

Gensler

Tanzania

CDM Smith
Jensen Hughes
Perkins&Will

Uganda

Black & Veatch
Introba Inc.
Jensen Hughes
KPFF Consulting Engineers
LANGAN
Perkins Eastman
Thornton Tomasetti

Zambia

Fluor
Populous
Vanderweil Engineers
WSP USA

Zimbabwe

Gensler
KPFF Consulting Engineers
LANGAN
TLC Engineering Solutions

J. ANTARCTIC/ARCTIC

Antarctic/Artic

Black & Veatch
GeoEngineers Inc.
Martin/Martin Inc.
Michael Baker International